



Consolidated Annual Performance Evaluation Report (CAPER)

PROGRAM YEAR 2022-2023

Planning & Neighborhood Services Department


Neighborhood Services

One City Plaza

Yuma, AZ 85364

Ph: 928.373.5187

www.YumaAz.gov



CITY OF
Yuma

Table of Contents

Executive Summary	1
CR-05 Goals and Outcomes – 91.520(a)	2
CR-10 Racial and Ethnic composition of families assisted – 91.520(a)	4
CR-15 Resources and Investment – 91.520(a)	4
CR-20 Affordable Housing – 91.520(b)	8
CR -25 Homeless and Other Special Needs – 91.220(d), 91.320(d, e), 91.520(c)	10
CR-30 Public Housing – 91.220(h), 91.320(j)	12
CR-35 Other Actions – 91.220(j)-(k), 91.320(i)-(j)	13
CR-40 Monitoring 91-220 and 91.230	17
CR-45 CDBG – 91.520(c)	18
CR-50 HOME – 91.520(d)	19
CR-58 – Section 3	20
Appendices	
CDBG PR-26 Financial Summary Report	22
CDBG-CV PR-26 Financial Summary Report	26
CDBG PR-26 Summary by Selected Grant Report.....	29
Section 3 (IDIS) Report.....	31
Public Notices	32
Mesa Heights NRSA Goal Status.....	36

Executive Summary

The City of Yuma is pleased to present the 2022 Consolidated Annual Performance and Evaluation Report (CAPER). The CAPER is a year-end summary of activities undertaken with assistance from the Community Development Block Grant (CDBG) and HOME Investment Partnership Programs and leveraged funds throughout Program Year (PY) 2022 (July 1, 2022 – June 30, 2023). It was prepared by Neighborhood Services, a division of the Planning and Neighborhood Services Department. The CAPER provides Yuma residents and the Department of Housing and Urban Development (HUD) with information to assess the City's performance in meeting strategic goals and objectives outlined in the 2021-2025 Consolidated Plan and the 2022 Action Plan. These plans were developed with citizen participation. The City encourages Yuma residents and stakeholders to help identify local housing and community development needs in the community.

All CDBG activities executed during 2022 conformed to at least one of the three statutory goals established by Congress for the CDBG Program: provide decent housing, provide a suitable living environment, and expand economic opportunities, primarily for low-and-moderate income persons.

The City's main priority for the use of CDBG funds is the revitalization of Mesa Heights, which is a HUD-designated Neighborhood Revitalization Strategy Area (NRSA). The City continues to take a holistic approach to improving this area and the quality of life for residents. There are many goals in the Mesa Heights Plan, but priorities are to improve housing conditions, increase the number of affordable housing units, improve safety and security, and improve economic conditions.

In March 2020, the City of Yuma was awarded CARES Act CDBG-CV funds to help prevent, prepare for, and respond to Coronavirus. No new CDBG-CV funds were received in PY 2022; however, carry over funds were still available to utilize.

The Yuma County HOME Consortium (YCHC) is a Participating Jurisdiction and receives an annual allocation of HOME funds. The City of Yuma is the lead entity in the consortium that includes Yuma County, City of Somerton, City of San Luis, and Town of Wellton. HOME funds are utilized throughout Yuma County. The primary objective for HOME is to create affordable housing for low-and moderate-income (LMI) people.

In 2021, the YCHC was allocated HOME American Rescue Plan (HOME-ARP) funds to assist qualifying populations with housing or shelter. HUD has approved the HOME ARP Allocation Plan and funds will be used for an affordable housing rental development.

CR-05 - Goals and Outcomes

Progress the jurisdiction has made in carrying out its strategic plan and its action plan. 91.520(a)

This could be an overview that includes major initiatives and highlights that were proposed and executed throughout the program year.

The City and the Yuma County HOME Consortium made significant progress in meeting the goals established in the five-year strategic plan. The following tables describe the accomplishments made with CDBG, CDBG-CV, HOME funds and HOME-ARP.

Goals	Performance Objective	Activity	Nat'l Obj	5 Year Goals	2022 Goals	2022 Accomplishments	People Served Income Levels	Expended 2022
Improve the quality of existing affordable rental and owner-occupied housing stock, including home accessibility modifications.	Create Suitable Living Environment	Housing Rehabilitation	LMH	35 hsg units	6 housing units	4 housing units	3 Mod 1 Low	399,865
Improve the quality of existing affordable rental and owner-occupied housing stock, including home accessibility modifications.	Create Suitable Living Environment	Housing Rehabilitation – Mesa Heights	LMH	5 hsg units	1 housing unit	2 housing units	1 Mod 1 Non-LMI	125,507
Support low and moderate-income families through public services including, but not limited to, childcare and after school programming, nutrition and food assistance and public facility improvements.	Create Suitable Living Environment	Fair Housing Activities	N/A	6,000 people	6,000 people		N/A – Pln/Admin	19,416
		WACOG Housing Counseling	LMC	90 households	30 households	8 households	4 Ext Low 3 Mod 1 Non-LMI	5,121
		Crossroads Mission-Homeless Eating Healthy Program	LMC	500 People	500 People	2,192 People	2,192 Ext Low	40,000
		Mesa Heights Neighborhood Sports Program	LMA	100 People	100 People	718 People	2,180 LMI 1,675 Non LMI	62,000
Improve community infrastructure in qualified neighborhoods to support community revitalization and housing affordability.	Create Suitable Living Environment	Joe Henry Park Restrooms	LMA	3,855 People	3,855 People	Population – 3,855 56.55% LMI	2,180 LMI 1,675 Non-LMI	113,903
		Carver Park Restrooms	LMA	4,950 people	4,950 People	Population –4,955 60.51% Low Mod	2,995 Low Mod Non-LMI 1,955	54,036
Continue to improve the quality of neighborhoods with low-income concentrations	Create Suitable Living Environment	Code Enforcement/Rental Inspection Program	LMA	9,055 people	9,055 people	Population – 9,055, 57.92% LMI	5,245 LMI 3,810 Non-LMI	74,084
		Voluntary Demolition Program	SBS	5 hsg units	2 hsg units		N/A	0
		MHN Outreach	LMA	3,855 people	3,855 people	Population – 3,855 56.55% LMI	2,180 LMI 1,675 Non-LMI	255
		MHN Cleanup	LMA	3,855 people	3,855 people	Population – 3,855 56.55% LMI	2,180 LMI 1,675 Non-LMI	1,950
		MHN Façade Improvements	LMA	2 businesses	2 businesses	2 business	N/A	54,653
Provide Public Services for LMI people.	Create Suitable Living Environment	SHINE Childcare Center	LMC	30 households	30 households	39 households	34 Ext Low 2 Low 3 Mod	4,498

Table A – Summary CDBG Goals and Accomplishments

Goals	Performance Objective	Activity	5 Year Goals	2022 Goals	2022 Accomplishments	People Served Income Levels	Expended 2022
Increase affordable rental housing options through the creation of new units and tenant based rental assistance.	Provide decent affordable housing	Tenant Based Rental Assistance	60 households	30 households	17 households	7 Ext Low 10 Very Low	233,946
		Rental Housing Development (CHDO)	5 housing units	1 housing unit	Predevelopment Process	0	0
Improve the quality of existing affordable rental and owner-occupied housing stock, including home accessibility modifications	Provide decent affordable housing	Housing Rehabilitation	40 housing units	0 housing units	2 housing units	2 Low	59,861
Facilitate homeownership options through down payments assistance, financial counseling, and/or supporting the creation of more diverse and affordable housing products.	Provide decent affordable housing	Down Payment Assistance	20 households	0 households			0

Table B – Summary HOME Goals and Accomplishments

CDBG-CV Goal – Prevent, prepare for, and respond to the Coronavirus.						
Activity	Performance Objective	National Objective	2022 Goals	2022 Accomplishments	People Served Income Levels	Funds Expended 2022
Safe House COVID-19 Prevention	Create suitable living environment	LMC	200 people	264 people	252 Ext Low 9 Low 1 Mod 2 Non-LMI	57,000
Adult Daybreak Facility Improvements	Create suitable living environment	LMC	54 people	68 people	68 Low	148,785

Table C – Summary CDBG-CV Goals and Accomplishments

Goals	Performance Objective	Activity	5 Year Goals	2022 Accomplishments	People Served Income Levels	Expended 2022
Increase affordable rental housing options through the creation of new units and tenant based rental assistance.	Provide decent affordable housing	Rental Housing Development	12 household units	Planning Underway		79,488

Table D – Summary HOME-ARP Goals and Accomplishments

Assess how the jurisdiction’s use of funds, particularly CDBG, addresses the priorities and specific objectives identified in the plan, giving special attention to the highest priority activities identified.

Most of the CDBG-funded projects in PY 2022 addressed the highest priorities, including housing rehabilitation and neighborhood revitalization activities (i.e. code enforcement, rental inspections, and infrastructure improvements). All HOME-funded projects were high priorities. The projects listed in the above Tables A, B, C, and D helped to meet Consolidated Plan priorities and objectives. The tables also include accomplishments made in PY 2022 from projects that were funded in prior years.

CR-10 - Racial and Ethnic composition of families assisted

Describe the families assisted (including the racial and ethnic status of families assisted). 91.520(a)

	CDBG	CDBG-CV	HOME
White	2,173	347	17
Black or African American	50	26	2
Asian	8	1	
American Indian or American Native	37	22	
Native Hawaiian or Other Pacific Islander		2	
Black African American and White			
Other multi-racial		7	
Total	2,268	405	19
Hispanic	1,596	245	14
Not Hispanic	672	160	5

Table 2 – Table of assistance to racial and ethnic populations by source of funds

Narrative

Race and ethnicity numbers are reported in Table 2 for projects able to collect this data. Projects may qualify for CDBG funding because they are provided in a low-and moderate-income area (LMA) (at least 51% of residents have low- to moderate-incomes) and are available to the entire population of that area. In these cases, race and ethnicity data is not collected. The numbers in the table represent accomplishments by projects that qualify for CDBG and HOME funding through an individual qualification process, and as a result, total race and ethnicity numbers will not equal the total persons served as reported in this CAPER.

In the Mesa Heights Neighborhood, 57% of the population have low-and moderate-incomes. Therefore, some of the projects in this area were available to all residents and race and ethnicity data was not collected. However, per the American Community Survey, 82.5% (3,181 of the 3,855 population) of the Mesa Heights residents are Hispanic.

CR-15 - Resources and Investments 91.520(a)

Identify the resources made available

Source of Funds	Resources Made Available	Amount Expended During Program Year
CDBG	1,720,414	1,110,592
HOME	2,220,239	322,633
CDBG-CV	206,311	206,311
HOME-ARP	2,730,716	79,488

Table 3 - Resources Made Available

Narrative

In Table 3 above, the resources made available, include both the CDBG entitlement and program income for 2022 and the HOME row includes the 2022 HOME entitlement, program income and HOME ARP allocation. The CDBG expenditures include all CDBG and CDBG-CV expenditures and HOME includes all HOME and HOME ARP expenditures for 2022.

The City was awarded \$916,011 in CDBG Entitlement funds. These funds were combined with \$4,751 in program income received, \$799,652 unexpended CDBG funds from previous years for a total of \$1,720,414 available to spend in PY 2022 (7/1/22 – 6/30/23). Actual CDBG funds expended were \$1,110,592.

In 2020, the City was awarded CDBG-Coronavirus funds from the CARES Act. No new funds were received in 2022, however \$206,311 was unexpended from the previous year. The funds were used to prevent, prepare for and respond to Coronavirus. The remaining \$206,311 in CDBG-CV funds were expended in PY 2022.

The Yuma County HOME Consortium was awarded \$411,329 in HOME Investment Partnership funds from HUD. These funds were combined with \$37,866 in program income and recaptured funds received, \$1,359,715 in unexpended from the previous year for a total of \$1,808,910 available to spend in PY 2022. Actual funds expended were \$322,633.

In 2021, the YCHC was awarded \$2,730,716 in HOME American Rescue Plan (ARP) funds to assist qualifying populations with housing or shelter. Total HOME ARP funds expended in 2022 were \$79,488.

Identify the geographic distribution and location of investments

Target Area	Planned Percentage of Allocation	Actual Percentage of Allocation	Narrative Description
City of Yuma: Citywide	32	52.1%	CDBG Service Area
Mesa Heights	25	27.7%	NRSA
Yuma County	33	39.4%	HOME Service Area

Table 4 – Identify the geographic distribution and location of investments

Narrative

Table 4 shows how CDBG and HOME investments were distributed geographically. HOME funds were expended for housing rehabilitation and tenant based rental assistance throughout Yuma County.

The City of Yuma is focusing efforts in areas that have high percentages of low-and moderate-income people. For several years, the City focused efforts in the Carver Park and Yuma High Neighborhoods and continues to maintain them with Code Enforcement.

The Mesa Heights Neighborhood (MHN) was designated by the City and approved by HUD as a Neighborhood Revitalization Strategy Area. The area currently has a 56.55% LMI population. A report on progress made on Mesa Heights NRSA goals is included in the Appendix section of this report. For PY 2023, this area will remain a priority.

Leveraging

Explain how federal funds leveraged additional resources (private, state and local funds), including a description of how matching requirements were satisfied, as well as how any publicly owned land or property located within the jurisdiction that were used to address the needs identified in the plan.

No publicly owned land was used to address needs identified in the Action Plan this year. Although no match was required for CDBG, the City and its subrecipients pursued public and private resources to further activities to benefit LMI people. The following resources were leveraged to help meet goals:

- The City provided approximately \$365,379 in general funds (local funds) to help the Neighborhood Services Division deliver CDBG, CDBG-CV and HOME-funded projects.
- Two small businesses located in Mesa Heights NRSA underwent façade improvements. The owner of Dave’s Upholstery cost shared \$5,590 (private) and Laren’s Design Studio cost shared \$7,380 (private) for exterior improvements to their businesses.
- WACOG matched \$209,901 (State and local) used for the Housing Counseling Program.

HOME Match Requirements:

In PY 2022, the HOME Consortium was granted a 100% match reduction by HUD; therefore, no match was required. The match in the chart below was for one HOME project. Catholic Community Services provided \$10,638 for continuing supportive services for the 12 months that clients are provided Tenant Based Rental Assistance.

Each year since its first allocation as a Participating Jurisdiction in 2017, the YCHC has received a 100% match reduction from HUD. The following match from previous years is banked for future match obligations:

- State funds in the amount of \$572,043 was used to construct three affordable rentals. HOME was used to acquire the land for the project.
- In 2020, Catholic Community Services provided \$6,385 and \$8,175 in 2021 for supportive services for clients housed with TBRA.

Fiscal Year Summary – HOME Match	
1. Excess match from prior Federal fiscal year	8,175
2. Match contributed during current Federal fiscal year	10,638
3. Total match available for current Federal fiscal year (Line 1 plus Line 2)	18,813
4. Match liability for current Federal fiscal year	0
5. Excess match carried over to next Federal fiscal year (Line 3 minus Line 4)	18,813

Table 5 – Fiscal Year Summary - HOME Match Report

Match Contribution for the Federal Fiscal Year								
Project No. or Other ID	Date of Contribution	Cash (non-Federal sources)	Foregone Taxes, Fees, Charges	Appraised Land/Real Property	Required Infrastructure	Site Preparation, Construction Materials, Donated labor	Bond Financing	Total Match
2022-8	6/30/23	10,638						10,638

Table 6 – Match Contribution for the Federal Fiscal Year

HOME MBE/WBE report

Program Income – Enter the program amounts for the reporting period				
Balance on hand at beginning of reporting period \$	Amount received during reporting period \$	Total amount expended during reporting period \$	Amount expended for TBRA \$	Balance on hand at end of reporting period \$
0	0	0	0	0

Table 7 – Program Income

Minority Business Enterprises and Women Business Enterprises – Indicate the number and dollar value of contracts for HOME projects completed during the reporting period						
	Total	Minority Business Enterprises				White Non-Hispanic
		Alaskan Native or American Indian	Asian or Pacific Islander	Black Non-Hispanic	Hispanic	
Contracts						
Number	1					1
Dollar Amount	24,140					24,140
Sub-Contracts						
Number	3				3	
Dollar Amount	9,100				9,100	
	Total	Women Business Enterprises	Male			
Contracts						
Number	1	0	1			
Dollar Amount	24,140		24,140			
Sub-Contracts						
Number	3	0	3			
Dollar Amount	9,100		9,100			

Table 8 - Minority Business and Women Business Enterprises

Minority Owners of Rental Property – Indicate the number of HOME assisted rental property owners and the total amount of HOME funds in these rental properties assisted						
	Total	Minority Property Owners				White Non-Hispanic
		Alaskan Native or American Indian	Asian or Pacific Islander	Black Non-Hispanic	Hispanic	
Number	0					
Dollar Amount	0					

Table 9 – Minority Owners of Rental Property

Relocation and Real Property Acquisition – Indicate the number of persons displaced, the cost of relocation payments, the number of parcels acquired, and the cost of acquisition						
Parcels Acquired		0				
Businesses Displaced		0				
Nonprofit Organizations Displaced		0				
Households Temporarily Relocated, not Displaced		0				
Households Displaced	Total	Minority Property Enterprises				White Non-Hispanic
		Alaskan Native or American Indian	Asian or Pacific Islander	Black Non-Hispanic	Hispanic	
Number	0					
Cost	0					

Table 10 – Relocation and Real Property Acquisition

CR-20 - Affordable Housing 91.520(b)

Evaluation of the jurisdiction's progress in providing affordable housing, including the number and types of families served, the number of extremely low-income, low-income, moderate-income, and middle-income persons served.

	One-Year Goal	Actual
Number of homeless to be provided affordable housing units	137	109
Number of Non-Homeless households to be provided affordable housing units	2,160	2,166
Number of Special-Needs households to be provided affordable housing units	0	15
Total	2,297	2,290

Table 11– Number of Households

	One-Year Goal	Actual
Number of households supported through rental assistance	2,290	2,282
Number of households supported through the production of new units	1	0
Number of households supported through the rehab of existing units	6	8
Number of households supported through the acquisition of existing units	0	0
Total	2,297	2,290

Table 12 – Number of Households Supported

Discuss the difference between goals and outcomes and problems encountered in meeting these goals.

Tables 11 and 12 compare the outcomes to the affordable housing goals outlined in the Annual Action Plan. This table is inclusive of HOME, CDBG, and local Public Housing Agencies (Housing Authority of the City of Yuma and Yuma County Housing Department) affordable housing goals and outcomes. Although some funded activities did not meet the goals outlined in the 2022 Action Plan, overall, the affordable housing goals were met.

The City of Yuma, the Yuma County Housing Department, Housing Authority of the City of Yuma, YCHC, partners and subrecipients have worked diligently to meet goals, however; not all of them were met. Activities that did not meet the goals set for 2022 include:

- Park Infrastructure Improvements – Construction is underway on improvements to the Carver Park Restrooms. Some of the building materials needed for project were delayed. The project will be complete by September of 2023.
- Development of one affordable housing unit, a CHDO project was not completed. The YCHC is working with a local housing developer to be certified as a CHDO. They meet all of the CHDO criteria. They will soon begin the development of new affordable rental units.

The current housing market and economic environment made it difficult to meet housing goals. Rental costs and home purchase prices have increased dramatically over the past few years causing a lot of people to be severely housing-cost burdened. People approved for TBRA find it extremely difficult or impossible to find affordable rental units that meet HOME rent standards.

Construction costs have increased dramatically, which can make it difficult to meet after-rehabilitation values in Housing Rehabilitation programs. Another challenge is the limited number local nonprofit developers with the capacity to develop and sell/rent homes within a timely manner.

For the Down Payment Assistance Program, even with HOME assistance, it is very difficult to find homes that are affordable to low income homebuyers. Even with HOME assistance, it is also difficult for a household at 80% of area median income (AMI) to qualify for a mortgage large enough to purchase a home at current prices.

Discuss how these outcomes will impact future annual action plans.

The City does not anticipate significant changes to future Annual Action Plans. The City and the YCHC will continue to utilize CDBG and HOME funds to the fullest extent meet Consolidated Plan goals. The City and its subrecipients have several projects underway that will be complete next year.

As construction costs and the cost to purchase property continue to increase, the City will take the increased cost per unit into consideration to adjust goals accordingly in future Action Plans.

Include the number of extremely low-income, low-income, and moderate-income persons served by each activity where information on income by family size is required to determine the eligibility of the activity.

Number of Households Served	CDBG Actual	HOME Actual	CDBG-CV
Extremely Low-income	2,230	7	252
Low-income	3	12	77
Moderate-income	10	0	1
Total	2,243	19	330

Table 13 – Number of Households Served

Narrative Information

The numbers in the CDBG column in Table 13 show how many people received housing rehabilitation, housing counseling, crossroads mission, and childcare in the SHINE Program. The table does not include information for activities provided as a low-and moderate-income area benefit (LMA). The second column shows how many households received housing rehabilitation and tenant based rental assistance under HOME. The third column shows how many people received services under CDBG-CV, including, shelter at the Safe House domestic violence shelter and Adult Daycare at the Adult Daybreak Center.

CR-25 - Homeless and Other Special Needs 91.220(d, e); 91.320(d, e); 91.520(c)

Evaluate the jurisdiction’s progress in meeting its specific objectives for reducing and ending homelessness through:

Reaching out to homeless persons (especially unsheltered persons) and assessing their individual needs.

The City of Yuma is an active member of the Yuma Coalition to End Homelessness (YCEH). The City staff representative is the Secretary of the Coalition and sits on the membership committee. The YCEH is a partnership of nonprofit organizations, homeless service providers, business leaders and local governmental liaisons. Each of the participating agencies is committed to assisting individuals and families who become homeless or are at risk of becoming homeless to gain housing stability, self-sufficiency, and improved quality of life.

Arizona Department of Housing (ADOH) contracts with ACHIEVE Human Services to be the lead entity of the local CoC and to implement a Strategic Action Plan to meet the needs of the homeless population in Yuma County. Members of the YCEH implemented the 2022 Point-In-Time (PIT) Count throughout Yuma County, and 119 unduplicated counts of unsheltered individuals met the homelessness criteria. Next year, CDBG fund will help fund a Homeless Outreach Program administered by Crossroads Mission. They will reach out to unsheltered people to provide resource information.

Addressing the emergency shelter and transitional housing needs of homeless persons

In an effort to address emergency shelter, local agencies participate in a coordinated entry system, which includes the Homeless Management Information System (HMIS) and the Vulnerability Index & Service Prioritization Decision Assistance Tool (VI-SPDAT). The most vulnerable clients are prioritized and referred to local agencies to address needs such as emergency shelter, permanent supportive housing, rapid re-housing, transitional housing, case management, housing voucher for veterans, mental health services, substance abuse assistance, and services for victims of domestic violence.

Catholic Community Services (CCS) utilized CDBG-CV funding to purchase materials, supplies and furniture that can be sanitized to help prevent the spread of COVID-19. The Safe House is an emergency domestic violence shelter that provides victims with a safe place to stay. Crossroads Missions Detox

Center/Shelter utilized CDBG funds to serve homeless people with an emergency shelter and community resources.

Helping low-income individuals and families avoid becoming homeless, especially extremely low-income individuals and families and those who are: likely to become homeless after being discharged from publicly funded institutions and systems of care (such as health care facilities, mental health facilities, foster care and other youth facilities, and corrections programs and institutions); and, receiving assistance from public or private agencies that address housing, health, social services, employment, education, or youth needs

CDBG and HOME funding provided assistance to LMI families through housing rehabilitation programs. These programs provide safe, decent and sanitary housing for low-to moderate-income households by eliminating code violations, health and safety issues, and providing handicapped accessibility and energy efficiency modifications to prevent homelessness due to building safety problems. Housing counseling was provided to LMI households at risk of foreclosure, and/or other financial hardships threatening their housing status.

Catholic Community Services (CCS) utilized HOME funding for a Tenant-Based Rental Assistance (TBRA) program. This program gives preference to individuals/families that are victims of domestic violence living in the Safe House. TBRA will help them transition from the shelter to housing by providing funds for deposits, rent subsidy, and utility deposits.

HOME funding was also provided to the Housing Authority of the City of Yuma (HACY) for a TBRA program. That program gives preference to people that are homeless or at risk of homelessness.

Helping homeless persons (especially chronically homeless individuals and families, families with children, veterans and their families, and unaccompanied youth) make the transition to permanent housing and independent living, including shortening the period of time that individuals and families experience homelessness, facilitating access for homeless individuals and families to affordable housing units, and preventing individuals and families who were recently homeless from becoming homeless again

The City provided HOME funding to the Housing Authority of the City of Yuma and Catholic Community Services for their TBRA Program. The funding provides housing opportunities for individuals and families in crisis.

The Yuma Coalition to End Homelessness (YCEH) uses a Coordinated Entry System (CES), which focuses on operating a coordinated entry system and maintaining case conferencing activities. The CES is linked to outreach efforts prioritizing assistance for the most vulnerable population including single individuals, families, seniors, and veterans experiencing homelessness. YCEH and community leadership are committed to bringing a higher level of service coordination to those experiencing homelessness. ACHIEVE, as the lead CoC agency, is responsible for the CES. When an individual is in need of services, the process starts by assessing their vulnerability using the VI-SPDAT at one of the three points of entry locations within the city: ACHIEVE on the north end of Yuma, WACOG in eastern Yuma, and NCHP in the central area. Once vulnerability is assessed, a case is opened in the HMIS system, which notifies agencies providing rapid re-housing, permanent supportive housing and veteran services. The HMIS and Case Conferencing Committees then review the case, match the client with resources, and refer to the agency that can provide those resources. Numerous people experiencing homelessness have received services as a result of this process.

CR-30 - Public Housing 91.220(h); 91.320(j)

Introduction

This section summarizes the activities of the Housing Authority of the City of Yuma (HACY) and the Yuma County Housing Department (YCHD) that support Action Plan programs.

Actions taken to address the needs of public housing

In PY 2022, HACY and the YCHD provided affordable rental housing to low income-families in the City of Yuma and Yuma County, continued Self Sufficiency programs, and continued to build strong relationships with landlords who accept Section 8 vouchers--all cornerstones of a successful PHA.

HACY managed 235 Rental Assistance Demonstration (RAD) units throughout the City. All public housing units have been converted to RAD units. RAD units carry higher rents but have TBRA attached, allowing HACY to invest more in capital improvements.

The RAD housing stock is in very good condition. The 20-year capital improvement plan includes improvements to roofing, cabinetry, and energy efficiency.

HACY is currently managing 1,016 Housing Choice, 94 project-based, 235 tenant-based, 20 homeownerships, and 107 special purpose vouchers - for a total of 1,472 vouchers. Currently, the waiting list for vouchers is more than 2 years. As rents have risen recently, it has become increasingly difficult for voucher holders to find affordable rental units. The search process is now taking more than 90 days.

Landlords participating in the program have remained and are strong partners of HACY. However, it has been very difficult to find new landlords to participate in the program because the payment standards are lower than the private market. There is a critical need for more landlords that accept vouchers. HACY has had some success offering landlord incentives for participation in the program in the past; however, additional funding is needed for such a program to be more effective and broadly used. The current market is affecting voucher recipients because it is difficult to compete with the private market. The lack of rental units in Yuma County is straining the effectiveness of all rental assistance programs.

The Yuma County Housing Department managed 159 public housing units un non-incorporated Yuma County, Somerton, and San Luis. Yuma County currently administers 406 Section 8 Housing Choice Vouchers throughout the County.

Actions taken to encourage public housing residents to become more involved in management and participate in homeownership

HACY offers a Family Self Sufficiency (FSS) program to clients in the Housing Choice Voucher (HCV) Program and RAD housing. The program assists with education, employment, training, and homeownership. On average, approximately 25 residents graduate, and 8 residents become homeowners each year.

The Yuma County Housing Department also offers a FSS Program and currently has 150 families enrolled. On average, 22 residents graduate and 8 of them become homeowners each year.

Actions taken to provide assistance to troubled PHAs

Neither HACY nor the Yuma County Housing Department (YCHD) are designated as a “troubled” PHA. HACY is designated as “high performing” and YCHD is designated as a “Standard performing PHA.”

CR-35 – Other Actions 91.220(j)-(k); 91.320(i)-(j)

Actions taken to remove or ameliorate the negative effects of public policies that serve as barriers to affordable housing such as land use controls, tax policies affecting land, zoning ordinances, building codes, fees and charges, growth limitations, and policies affecting the return on residential investment. 91.220 (j); 91.320 (i)

An update to the City's Analysis of Impediments to Fair Housing Choice (AI) was conducted as part of the 2021-2025 Consolidated Plan. The analysis found that zoning and land use regulations are limiting housing choice. The City approved text amendments, allowing site-built homes in the Recreational Vehicle Subdivision (RVS) Districts. The number of dwelling units allowed per acre was also increased from 18 to 30 in areas that have a high-density residential land use designation. Both actions expanded options for affordable housing choices in the community.

The City developed an infill incentive ordinance that modifies development standards for construction of housing in older established neighborhoods. The ordinance provides flexibility in regulations regarding lot sizes, setbacks, lot coverage and fees to encourage more affordable housing development. This has made a big impact on development of vacant lots in older neighborhoods. The infill areas are being considered for expansion to include additional neighborhoods.

The City adopted an ordinance that allows the construction of accessory dwellings units (ADU) on lots that are currently or will be developed with a single-family residence. ADU's offer the community a variety of benefits, including another affordable housing option. This ordinance is helping to retain population groups that might have otherwise been priced out of the housing market.

The City is in the process of making the following changes to expand affordable housing options:

- Eliminating the minimum lot area per unit requirements
- Reduce parking requirements for two-family and multi-family developments
- Redefine multifamily zoning to increase development opportunities
- Adopt a density bonus program within the Infill Overlay District
- Updating the ADU provision to increase allowable unit sizes, allow tiny homes and to allow attached units.

Actions taken to address obstacles to meeting underserved needs. 91.220(k); 91.320(j)

Currently, the biggest obstacle to meeting underserved needs is the lack of affordable housing units. With the increasing cost of rents and for-sale housing, deep subsidies are needed for very-low to moderate-income households. Subsidies are being provided through the Tenant Based Rental Assistance program, but it is difficult to find homes to purchase that are under HUD's maximum allowable sales price and units to rent that are under the Fair Market Rent standards.

To maximize the cost-efficiency of limited resources and to make a noticeable impact, the City elects to channel funding in targeted neighborhoods. The Mesa Heights Neighborhood (MHN) is designated by the City and HUD as a Neighborhood Revitalization Strategy Area (NRSA). Since 2016, CDBG funds have been used in this area for: infrastructure improvements; neighborhood outreach; housing rehabilitation; code enforcement; and rental inspections that require rental property owners to keep rentals compliant with the International Property Maintenance Code (IPMC). Approximately 60% of the housing units in the MHN are rentals and there is a shortage of safe, decent rental housing that is affordable to very-low to low-income households. Therefore, the Rental Inspection Program is such an important part of revitalization of this area. The City continues to support applications for Low Income Housing Tax Credits (LIHTC) in the MHN. One LIHTC project in the MHN was recently awarded by the Arizona Department of Housing and will create 80 new affordable units. The City will support surrounding infrastructure for this project with CDBG funding.

Actions taken to reduce lead-based paint hazards. 91.220(k); 91.320(j)

The City and the YCHC comply with HUD's Lead-Safe Housing Rule as it relates to Owner Occupied Housing Rehabilitation, and Tenant Based Rental Assistance (TBRA), and Down Payment Assistance Programs.

City staff received training from HUD's Office of Lead Hazard Control and Healthy Homes (OLHCHH). The training included federal lead regulations with a focus on the Lead Safe Housing Rule (LSHR) activities. Additionally, City staff is certified by HUD in Lead Based Paint Visual Assessments. This certification shows that staff has the knowledge to complete visual inspections of housing units that were constructed prior to 1978 for the TBRA, and Down Payment Assistance Programs. Properties failing a visual inspection proceed through the LSHR workflow and are either stabilized or abated in accordance with LSHR requirements prior to occupancy. Before a housing unit is occupied by a family, it must be inspected prior to being approved by the TBRA, and Down Payment Assistance programs.

As part of the City and the YCHC Housing Rehabilitation programs, lead-based paint hazard booklets are distributed to program participants during the courtesy inspection. If a home tests positive for lead based paint per LSHR standards, it is abated according to the risk assessment that is performed by an EPA certified contractor. The cost of abatement is incorporated into the cost of the rehabilitation.

Actions taken to reduce the number of poverty-level families. 91.220(k); 91.320(j)

The City and the Yuma County HOME Consortium are committed to providing its poorest residents with quality neighborhoods and housing, in addition to helping them move out of poverty to become self-sufficient. The purpose of the City's housing and community development programs is to improve the living conditions of these residents. In PY 2022, the City used CDBG, HOME, and CDBG-CV funding and resources for the following activities as part of its anti-poverty efforts:

- The Yuma County HOME Consortium (YCHC) awarded HOME funds to organizations that will help increase affordable housing opportunities for low-to moderate-income households, including tenant based rental assistance, down payment assistance, and housing rehabilitation.
- City staff served on various committees within Yuma Coalition to End Homelessness. The goal of this group is to reduce homelessness and improve conditions for those living in poverty. The bi-monthly meetings provide opportunities for social service organizations to network and coordinate services. Some members of the Coalition are entry points for Coordinated Entry into the HMIS system. This reduces duplicate services, which helps to stretch local resources further.
- The City provided CDBG funds to the SHINE Childcare program to offer reduced childcare costs for low-income families to attend work or school to become more self-sufficient.
- CDBG was used by Crossroads Mission to provide nutritious meals for homeless people.
- CDBG-CV was used to purchase furniture that can be sanitized, and other supplies needed to keep residents safe at the domestic violence shelter.
- WACOG provided Housing Counseling, including foreclosure counseling to help families stay in their homes.
- The MLK Neighborhood Center is in Carver Park Neighborhood, a low-income area that was a revitalization focus for the city for several years. The City allows AZ@Work to use the facility to assist youth ages 16-24 obtain gainful employment. They offer educational services, job training, resume writing, and interview training. These services will help reduce the number of people living in poverty.

Actions taken to develop institutional structure. 91.220(k); 91.320(j)

The Neighborhood Services Division administers the CDBG Program and the HOME Program (on behalf of the HOME Consortium). Training was offered on various aspects of HOME, CDBG and crosscutting regulations. Both new and long-term City staff participated in as much training as possible to learn about administering CDBG and HOME or getting updates on the programs.

Neighborhood Services is responsible for carrying out Consolidated Plan objectives and ensuring that all projects are following federal regulations. The City relies on public, private, and nonprofit organizations to carry out activities and will continue to foster and maintain existing partnership and work to create new ones to successfully deliver housing and community development programs. Collaboration between local, county, and state agencies is important to successfully accomplish goals and objectives.

As the Lead Entity for the Yuma County HOME Consortium (YCHC), the City worked closely with members of the consortium to gather input and implement a policy to administer the HOME Program.

Actions taken to enhance coordination between public and private housing and social service agencies. 91.220(k); 91.320(j)

The City is committed to meeting underserved needs in the community. The City's structure for carrying out housing and community development activities is efficient, and duplication of services is limited. The City benefits from having a relatively small group of nonprofit organizations specializing in serving specific populations.

The City and the YCHC rely on public and private agencies as resources or partners for housing and community development programs to better serve the LMI community. A portion of CDBG and HOME funds were awarded to local non-profit organizations. This is done through a competitive process. Proposals described project readiness, organizational capacity to comply with regulations, and ability to serve low-income people with the most need. The City also networks with many agencies through the coordination and/or participation in the following:

- Yuma County HOME Consortium, which includes City of Yuma, Yuma County, Cities of Somerton and San Luis, Town of Wellton
- Yuma Coalition to End Homelessness (YCEH)
- Yuma Fair Housing Committee
- CARES Act and COVID-19 Recovery Task Force

Identify actions taken to overcome the effects of any impediments identified in the jurisdictions analysis of impediments to fair housing choice. 91.520(a)

The City is addressing the following impediments that were described in the 2021-2025 Consolidated Plan and Analysis of Impediments completed in May 2021.

1. Zoning and land use regulations limit housing choice: To reduce barriers for the development of affordable housing, the City has made the following updates:
 - Approved a text amendment to allow site-built homes in the Recreational Vehicle Subdivision (RVS) District.
 - Increased the number of dwelling units per acre from 18 to 30 in areas with high density residential land use designation.
 - In the process of updating the accessory dwelling unit provisions to increase allowable sizes, allow tiny homes, and to allow attached units.
2. Access to homeownership is unequal among protected classes: Comite de Bien Estar is using HOME funds to provide a Down Payment Assistance Program. This program helps LMI families purchase a home.
3. Persons with disabilities face barriers to housing choice: The City Yuma County and Campesinos Sin Fronteras administer owner-occupied rehabilitation programs that help disabled, elderly and low-income homeowners live safely in their homes. During the annual virtual Fair Housing (FH) Symposium this year, Southwest Fair Housing Council (SWFHC) provided English and Spanish training sessions on Fair Housing laws pertaining to disabilities and reasonable accommodations. Among the attendees were local realtors, property managers and others in the housing industry.

4. Discrimination in rental housing persists: CDBG funds were awarded to SWFHC to do FH outreach, educate the community on FH laws, and to test for FH violations. SWFHC placed billboard Public Service Announcements and gave presentations at the FH Symposium and to the residents in the Neighborhood Leadership Academy. They also conducted 22 FH tests - 5 were related to National Origin, 15 were related to disability, 1 was related to race, and 1 was related to criminal background. Of these: 7 were in compliance with FH laws, 12 will be re-tested, and 3 were inconclusive and are still under review.
5. Residents find it difficult to use housing choice vouchers in the city: HACY does outreach to rental property owners/managers. They explain how housing assistance programs work and encourage them to accept vouchers. Southwest Fair Housing Council provided training specifically for landlords and property owners.
6. Concentrations of poverty, racial and ethnic minorities and poor housing quality persist: The City is addressing this impediment with focused, holistic neighborhood revitalization. The Mesa Heights Neighborhood is the current Neighborhood Revitalization Strategy Area (NRSA). Revitalization efforts include infrastructure projects, such as the Harvard Street sewer project, park improvements and new streetlights. Housing efforts include housing rehabilitation, completion of a new 58-unit affordable rental project, and a future 80-unit apartment complex. Other programs include code enforcement and rental inspections, outreach, neighborhood cleanup, and small business façade improvements. In order to be considered a NRSA, the neighborhood must be in decline and have a high percentage of LMI people. Prior to Mesa Heights, the Carver Park Neighborhood was the focus of revitalization efforts. After Mesa Heights, a plan for another older, low-income neighborhood will be developed.

CR-40 - Monitoring 91.220 and 91.230

Describe the standards and procedures used to monitor activities carried out in furtherance of the plan and used to ensure long-term compliance with requirements of the programs involved, including minority business outreach and the comprehensive planning requirements

Quarterly Performance Reports and Requests for Reimbursement were used to monitor activities throughout the year. All subrecipients and City staff administering programs using CDBG funds were required to submit Quarterly Performance Reports for each activity.

Staff determines high-risk subrecipients based on the City's Monitoring Plan and makes on-site visits to ensure program compliance and ability to meet performance benchmarks. Due to the City of Yuma having relatively fewer activities than larger entitlement communities, City staff maintains ongoing contact with subrecipients throughout the year. The City, as the Lead Entity, has been working closely with HOME-funded organizations. City staff reviews client files, project documents, and underwrites every activity prior to any assistance being approved.

City staff provides electronic packets to each CDBG Subrecipient with guidance and forms needed to comply with all program requirements. The packet includes: a list of documentation needed in project files; Client Eligibility forms with current income guidelines; number of people in the household; race and ethnicity categories; source documents to be submitted with Reimbursement Requests; Quarterly Performance Report template with an example showing which information needs to be included; procurement guidance; sample time and activity report; and the City's Monitoring Plan and Checklist. For first-time Subrecipients, City staff offers one-on-one technical assistance.

Staff provides technical assistance to each HOME-funded organization. A packet is provided to each organization with project-specific program guidelines, forms, and other information needed to comply with regulations for the project being administered. City staff works closely with them to gather all of the needed information to underwrite the project and determine the feasibility and need for HOME funding.

The City uses comprehensive monitoring checklists to ensure that subrecipients comply with Program regulations. For CDBG, the checklist and a booklet that outlines regulations cited on the checklist are mailed along with monitoring notices. For HOME, the pertinent checklists are mailed along with the notices.

Annual monitoring is in progress for Comité de Bien Estar. HOME funds were provided for down payment and closing cost assistance. City staff is reviewing documentation to ensure compliance with HOME regulations.

Annual desk monitoring was performed on 3 rental units on Magnolia Avenue developed with HOME funds in March 2023. City staff reviewed lease documents, tenant assets, payment calculations, unit inspection reports, and income statements for the development. There were no findings, and an on-site monitoring visit will be scheduled in March 2024.

The City encourages minority businesses to participate and bid on projects in the Housing Rehabilitation Program. Not only is advertising being done in the area newspaper, but it is also done in the free, weekly, Spanish language newspaper. Most of the contractors on the approved Contractor list are small, minority contractors.

Citizen Participation Plan 91.105(d); 91.115(d)

Describe the efforts to provide citizens with reasonable notice and an opportunity to comment on performance reports.

City residents are supportive of CDBG and HOME activities funded by the City. A public notice was published in the Yuma Sun and in Spanish in the Bajo el Sol newspapers on September 8, 2023. The notice summarized funds available and spent with CDBG and HOME funds in PY 2022 and announced the comment period for the draft CAPER. The public was given 15 days to comment. The draft CAPER was available on the City website at www.YumaAZ.gov. Hard copies were available upon request and at the following locations: City Hall, the Yuma County Main and Heritage Branch Libraries, HACY, and Somerton City Hall. The final copy will also be available at these locations and will remain on the City's website. No comments were received.

CR-45 - CDBG 91.520(c)

Specify the nature of, and reasons for, any changes in the jurisdiction's program objectives and indications of how the jurisdiction would change its programs as a result of its experiences.

Subsidies are being offered through the Down Payment Assistance Program; home purchase prices have increased dramatically throughout the years, making it difficult to provide assistance. It has become extremely difficult to find homes under HUD'S allowable sale price due to the current housing market and economic environment. Funds for this program are being considered for reprogramming into another HOME-eligible activity.

Housing Rehabilitation and other projects have been impacted by the increase of construction costs. The cost to purchase property is also being taken into consideration. Goals will continue to be adjusted accordingly in future Action Plans.

Based on discussions concerning the lack of affordable rental housing during the consultation process, HOME-ARP funds will be used to develop affordable rental units for Qualifying Populations. This will help to reduce the number of residents facing extreme cost burdens and will help to house people that are homeless or at-risk of homelessness.

Does this Jurisdiction have any open Brownfields Economic Development Initiative (BEDI) grants?

No, the City of Yuma has no BEDI grants.

CR-50 - HOME 91.520(d)

Include the results of on-site inspections of affordable rental housing assisted under the program to determine compliance with housing codes and other applicable regulations

Please list those projects that should have been inspected on-site this program year based upon the schedule in §92.504(d). Indicate which of these were inspected and a summary of issues that were detected during the inspection. For those that were not inspected, please indicate the reason and how you will remedy the situation.

Catholic Community Services and the Housing Authority of the City of Yuma are subrecipients administering Tenant Based Rental Assistance Programs (TBRA). Each housing unit was inspected and complied with International Property Maintenance Code (IPMC) standards. Deficiencies were corrected prior to approval of assistance for each client. If the landlord was not willing to make the required improvements, clients were not allowed to rent those units.

Monitoring was performed on the three rental homes built on Magnolia Avenue in March 2023. City staff reviewed lease documents, tenant assets, payment calculations, unit inspection reports, and income statements for the development. These units will be due for on-site inspections and will be scheduled next year.

Provide an assessment of the jurisdiction's affirmative marketing actions for HOME units. 92.351(b)

As the lead entity for the YCHC, the City monitors for compliance with affirmative marketing requirements of applicable HOME subrecipients. At the start of a program/project, the selection policies and marketing materials are reviewed. Only one rental development project has been constructed to date, however a formal marketing strategy was not required because it is less than five units. Even

though a formal plan was not required, AHDC followed their existing marketing strategies as the three units were leased up.

Grantees and subrecipients are required to maintain an affirmative marketing strategy for activities assisted with HOME funds. The Lead Entity for the YCHC reviews the strategy for compliance with 92.351(b).

Refer to IDIS reports to describe the amount and use of program income for projects, including the number of projects and owner and tenant characteristics

The YCHC recaptured \$24,843.68 from one client in the Down Payment Assistance Program in 2022. The home was sold. \$13,042.66 in program income was received from a housing rehabilitation project. All of the program income and recaptured funds were programmed for a rental development project in the 2023 Annual Action Plan.

Describe other actions taken to foster and maintain affordable housing. 91.220(k)

The Yuma County HOME Consortium was established in 2016 and received the first HOME allocation as a Participating Jurisdiction in 2017. Throughout the YCHC’s service area, which includes all of Yuma County, local governments and housing organizations are making efforts to foster and maintain affordable housing.

The HOME Consortium received HOME-ARP funding that will be used to develop new affordable rental housing. This funding will be provided to a developer to leverage other funding to construct as many rental units as possible.

The City of Yuma is able to waive impact fees on new affordable housing units that meet the HUD definition of affordable housing for low-and moderate-income (LMI) people. In 2018, the City adopted an ordinance that allows the construction/establishment of accessory dwellings units on lots, which are currently or will be developed with a single-family residence. Accessory dwelling units can help to increase supply of affordable housing.

Yuma County continues to offer housing rehabilitation throughout Yuma County (outside the Yuma city limits). Funding is utilized to rehabilitate and reconstruct housing structures designed to meet low-income family needs.

The Town of Wellton is partnering with the local USDA office to administer a Section 502 Program for the new construction of housing that will be sold to LMI families. They are also administering a housing rehabilitation program with funding from the Arizona Department of Housing.

CR-58 – Section 3

Identify the number of individuals assisted and the types of assistance provided

Total Labor Hours	CDBG	HOME	ESG	HOPWA	HTF
Total Number of Activities	1	0	N/A	N/A	N/A
Total Labor Hours	1,350	0			

Total Section 3 Worker Hours	236	0			
Total Targeted Section 3 Worker Hours	0	0			

Table 1 – Total Labor Hours

Qualitative Efforts - Number of Activities by Program	CDBG	HOME
Outreach efforts to generate job applicants who are Public Housing Targeted Workers	0	0
Outreach efforts to generate job applicants who are Other Funding Targeted Workers.	0	0
Direct, on-the job training (including apprenticeships).	0	0
Indirect training such as arranging for, contracting for, or paying tuition for, off-site training.	0	0
Technical assistance to help Section 3 workers compete for jobs (e.g., resume assistance, coaching).	0	0
Outreach efforts to identify and secure bids from Section 3 business concerns.	1	0
Technical assistance to help Section 3 business concerns understand and bid on contracts.	0	0
Division of contracts into smaller jobs to facilitate participation by Section 3 business concerns.	0	0
Provided or connected residents with assistance in seeking employment including: drafting resumes, preparing for interviews, finding job opportunities, connecting residents to job placement services.	0	0
Held one or more job fairs.	0	0
Provided or connected residents with supportive services that can provide direct services or referrals.	0	0
Provided or connected residents with supportive services that provide one or more of the following: work readiness health screenings, interview clothing, uniforms, test fees, transportation.	0	0
Assisted residents with finding child care.	0	0
Assisted residents to apply for, or attend community college or a four year educational institution.	0	0
Assisted residents to apply for, or attend vocational/technical training.	0	0
Assisted residents to obtain financial literacy training and/or coaching.	0	0
Bonding assistance, guaranties, or other efforts to support viable bids from Section 3 business concerns.	0	0
Provided or connected residents with training on computer use or online technologies.	0	0
Promoting the use of a business registry designed to create opportunities for disadvantaged and small businesses.	0	0
Outreach, engagement, or referrals with the state one-stop system, as designed in Section 121(e)(2) of the Workforce Innovation and Opportunity Act.	0	0
Other.	0	0

Table 2 – Qualitative Efforts - Number of Activities by Program

Narrative

This year, One CDBG project met the \$200,000 Section 3 threshold. At the pre-bid meeting city staff provided technical assistance to contractors on how to become a Section 3 business and the contractors responsibilities on a section 3 job. City staff collected Section 3 worker certifications and weekly reports from the General Contractor on Section 3 labor hours. Construction is still underway and is expected to be complete by September. We will continue to inform contractors of the opportunity to register as a Section 3 business.



Office of Community Planning and Development
 U.S. Department of Housing and Urban Development
 Integrated Disbursement and Information System
 PR26 - CDBG Financial Summary Report
 Program Year 2022
 YUMA , AZ

DATE: 08-09-23
 TIME: 15:05
 PAGE: 1

PART I: SUMMARY OF CDBG RESOURCES

01 UNEXPENDED CDBG FUNDS AT END OF PREVIOUS PROGRAM YEAR	799,651.99
02 ENTITLEMENT GRANT	916,011.00
03 SURPLUS URBAN RENEWAL	0.00
04 SECTION 108 GUARANTEED LOAN FUNDS	0.00
05 CURRENT YEAR PROGRAM INCOME	4,751.13
05a CURRENT YEAR SECTION 108 PROGRAM INCOME (FOR SI TYPE)	0.00
06 FUNDS RETURNED TO THE LINE-OF-CREDIT	0.00
06a FUNDS RETURNED TO THE LOCAL CDBG ACCOUNT	0.00
07 ADJUSTMENT TO COMPUTE TOTAL AVAILABLE	0.00
08 TOTAL AVAILABLE (SUM, LINES 01-07)	1,720,414.12

PART II: SUMMARY OF CDBG EXPENDITURES

09 DISBURSEMENTS OTHER THAN SECTION 108 REPAYMENTS AND PLANNING/ADMINISTRATION	935,873.18
10 ADJUSTMENT TO COMPUTE TOTAL AMOUNT SUBJECT TO LOW/MOD BENEFIT	0.00
11 AMOUNT SUBJECT TO LOW/MOD BENEFIT (LINE 09 + LINE 10)	935,873.18
12 DISBURSED IN IDIS FOR PLANNING/ADMINISTRATION	174,719.06
13 DISBURSED IN IDIS FOR SECTION 108 REPAYMENTS	0.00
14 ADJUSTMENT TO COMPUTE TOTAL EXPENDITURES	0.00
15 TOTAL EXPENDITURES (SUM, LINES 11-14)	1,110,592.24
16 UNEXPENDED BALANCE (LINE 08 - LINE 15)	609,821.88

PART III: LOWMOD BENEFIT THIS REPORTING PERIOD

17 EXPENDED FOR LOW/MOD HOUSING IN SPECIAL AREAS	125,506.87
18 EXPENDED FOR LOW/MOD MULTI-UNIT HOUSING	0.00
19 DISBURSED FOR OTHER LOW/MOD ACTIVITIES	810,366.31
20 ADJUSTMENT TO COMPUTE TOTAL LOW/MOD CREDIT	0.00
21 TOTAL LOW/MOD CREDIT (SUM, LINES 17-20)	935,873.18
22 PERCENT LOW/MOD CREDIT (LINE 21/LINE 11)	100.00%

LOW/MOD BENEFIT FOR MULTI-YEAR CERTIFICATIONS

23 PROGRAM YEARS(PY) COVERED IN CERTIFICATION	PY: PY: PY:
24 CUMULATIVE NET EXPENDITURES SUBJECT TO LOW/MOD BENEFIT CALCULATION	0.00
25 CUMULATIVE EXPENDITURES BENEFITING LOW/MOD PERSONS	0.00
26 PERCENT BENEFIT TO LOW/MOD PERSONS (LINE 25/LINE 24)	0.00%

PART IV: PUBLIC SERVICE (PS) CAP CALCULATIONS

27 DISBURSED IN IDIS FOR PUBLIC SERVICES	113,824.27
28 PS UNLIQUIDATED OBLIGATIONS AT END OF CURRENT PROGRAM YEAR	0.00
29 PS UNLIQUIDATED OBLIGATIONS AT END OF PREVIOUS PROGRAM YEAR	0.00
30 ADJUSTMENT TO COMPUTE TOTAL PS OBLIGATIONS	0.00
31 TOTAL PS OBLIGATIONS (LINE 27 + LINE 28 - LINE 29 + LINE 30)	113,824.27
32 ENTITLEMENT GRANT	916,011.00
33 PRIOR YEAR PROGRAM INCOME	19,170.48
34 ADJUSTMENT TO COMPUTE TOTAL SUBJECT TO PS CAP	0.00
35 TOTAL SUBJECT TO PS CAP (SUM, LINES 32-34)	935,181.48
36 PERCENT FUNDS OBLIGATED FOR PS ACTIVITIES (LINE 31/LINE 35)	12.17%

PART V: PLANNING AND ADMINISTRATION (PA) CAP

37 DISBURSED IN IDIS FOR PLANNING/ADMINISTRATION	174,719.06
38 PA UNLIQUIDATED OBLIGATIONS AT END OF CURRENT PROGRAM YEAR	0.00
39 PA UNLIQUIDATED OBLIGATIONS AT END OF PREVIOUS PROGRAM YEAR	0.00
40 ADJUSTMENT TO COMPUTE TOTAL PA OBLIGATIONS	0.00
41 TOTAL PA OBLIGATIONS (LINE 37 + LINE 38 - LINE 39 +LINE 40)	174,719.06
42 ENTITLEMENT GRANT	916,011.00
43 CURRENT YEAR PROGRAM INCOME	4,751.13
44 ADJUSTMENT TO COMPUTE TOTAL SUBJECT TO PA CAP	0.00
45 TOTAL SUBJECT TO PA CAP (SUM, LINES 42-44)	920,762.13
46 PERCENT FUNDS OBLIGATED FOR PA ACTIVITIES (LINE 41/LINE 45)	18.98%



Office of Community Planning and Development
 U.S. Department of Housing and Urban Development
 Integrated Disbursement and Information System
 PR26 - CDBG Financial Summary Report
 Program Year 2022
 YUMA , AZ

DATE: 08-09-23
 TIME: 15:05
 PAGE: 2

LINE 17 DETAIL: ACTIVITIES TO CONSIDER IN DETERMINING THE AMOUNT TO ENTER ON LINE 17

Plan Year	IDIS Project	IDIS Activity	Voucher Number	Activity Name	Matrix Code	National Objective	Target Area Type	Drawn Amount
2020	7	606	6697972	Housing Rehabilitation - Mesa Heights	14A	LMHSP	Strategy area	\$1,861.87
2021	1	617	6697972	Housing Rehabilitation - Mesa Heights	14A	LMHSP	Strategy area	\$3,667.74
2021	1	617	6726782	Housing Rehabilitation - Mesa Heights	14A	LMHSP	Strategy area	\$39,140.66
2021	1	617	6741861	Housing Rehabilitation - Mesa Heights	14A	LMHSP	Strategy area	\$22,593.61
2021	1	617	6750218	Housing Rehabilitation - Mesa Heights	14A	LMHSP	Strategy area	\$52,372.96
2021	1	617	6761742	Housing Rehabilitation - Mesa Heights	14A	LMHSP	Strategy area	\$1,438.06
2021	1	617	6770059	Housing Rehabilitation - Mesa Heights	14A	LMHSP	Strategy area	\$1,392.40
2021	1	617	6785243	Housing Rehabilitation - Mesa Heights	14A	LMHSP	Strategy area	\$1,470.08
2021	1	617	6801011	Housing Rehabilitation - Mesa Heights	14A	LMHSP	Strategy area	\$1,569.49
					14A	Matrix Code		<u>\$125,506.87</u>
Total								\$125,506.87

LINE 18 DETAIL: ACTIVITIES TO CONSIDER IN DETERMINING THE AMOUNT TO ENTER ON LINE 18

No data returned for this view. This might be because the applied filter excludes all data.

LINE 19 DETAIL: ACTIVITIES INCLUDED IN THE COMPUTATION OF LINE 19

Plan Year	IDIS Project	IDIS Activity	Voucher Number	Activity Name	Matrix Code	National Objective	Drawn Amount
2021	3	626	6697972	Joe Henry Optimist Center Park - Restroom Improvements	03F	LMA	\$18,350.05
2021	3	626	6726782	Joe Henry Optimist Center Park - Restroom Improvements	03F	LMA	\$3,611.96
2021	3	626	6741861	Joe Henry Optimist Center Park - Restroom Improvements	03F	LMA	\$1,454.44
2021	3	626	6761742	Joe Henry Optimist Center Park - Restroom Improvements	03F	LMA	\$90,486.65
2021	3	627	6750218	Park Restroom Improvements - Carver Park Neighborhood	03F	LMA	\$1,250.00
2021	3	627	6801011	Park Restroom Improvements - Carver Park Neighborhood	03F	LMA	\$52,786.20
					03F	Matrix Code	<u>\$167,939.30</u>
2022	3	646	6726782	Crossroads Mission - Homeless Eating Healthy	03T	LMC	\$10,000.00
2022	3	646	6741861	Crossroads Mission - Homeless Eating Healthy	03T	LMC	\$10,000.00
2022	3	646	6785243	Crossroads Mission - Homeless Eating Healthy	03T	LMC	\$10,000.00
2022	3	646	6801011	Crossroads Mission - Homeless Eating Healthy	03T	LMC	\$10,000.00
					03T	Matrix Code	<u>\$40,000.00</u>
2021	5	621	6726782	Shining Families- Childcare - AHDC	05L	LMC	\$3,840.70
2021	5	621	6770059	Shining Families- Childcare - AHDC	05L	LMC	\$657.52
					05L	Matrix Code	<u>\$4,498.22</u>
2021	6	623	6785243	Housing Counseling - WACOG	05U	LMC	\$484.77
2021	6	623	6801011	Housing Counseling - WACOG	05U	LMC	\$4,636.14
					05U	Matrix Code	<u>\$5,120.91</u>
2020	13	597	6697972	Mesa Heights neighborhood Cleanup	05V	LMA	\$18.86
2021	4	622	6697972	Mesa Heights Neighborhood Cleanup	05V	LMA	\$595.43
2021	4	622	6726782	Mesa Heights Neighborhood Cleanup	05V	LMA	\$739.02
2021	4	622	6741861	Mesa Heights Neighborhood Cleanup	05V	LMA	\$250.95
2021	4	622	6750218	Mesa Heights Neighborhood Cleanup	05V	LMA	\$114.42
2021	4	622	6761742	Mesa Heights Neighborhood Cleanup	05V	LMA	\$123.00
2021	4	622	6770059	Mesa Heights Neighborhood Cleanup	05V	LMA	\$59.68
2021	4	622	6785243	Mesa Heights Neighborhood Cleanup	05V	LMA	\$49.03
					05V	Matrix Code	<u>\$1,950.39</u>
2021	4	620	6697972	Mesa Heights Neighborhood Outreach	05Z	LMA	\$254.75
2022	5	647	6801011	Mesa Heights Sports Program at Gila Vista	05Z	LMA	\$62,000.00
					05Z	Matrix Code	<u>\$62,254.75</u>
2017	1	510	6697972	Housing Rehabilitation	14A	LMH	\$13,521.13
2018	1	529	6697972	Housing Rehabilitation	14A	LMH	\$4,555.58
2018	1	529	6726782	Housing Rehabilitation	14A	LMH	\$11,483.04
2021	1	616	6726782	Housing Rehabilitation	14A	LMH	\$69,218.57
2021	1	616	6770059	Housing Rehabilitation	14A	LMH	\$3,113.45
2021	1	616	6785243	Housing Rehabilitation	14A	LMH	\$815.00
2021	1	616	6801011	Housing Rehabilitation	14A	LMH	\$540.00
2022	1	643	6726782	Housing Rehabilitation	14A	LMH	\$1,570.70
2022	1	643	6750218	Housing Rehabilitation	14A	LMH	\$724.86
2022	1	643	6761742	Housing Rehabilitation	14A	LMH	\$2,416.53
2022	1	643	6770059	Housing Rehabilitation	14A	LMH	\$41,880.69
2022	1	643	6785243	Housing Rehabilitation	14A	LMH	\$195,532.25



Office of Community Planning and Development
 U.S. Department of Housing and Urban Development
 Integrated Disbursement and Information System
 PR26 - CDBG Financial Summary Report
 Program Year 2022
 YUMA , AZ

DATE: 08-09-23
 TIME: 15:05
 PAGE: 3

Plan Year	IDIS Project	IDIS Activity	Voucher Number	Activity Name	Matrix Code	National Objective	Drawn Amount
2022	1	643	6801011	Housing Rehabilitation	14A	LMH	\$54,493.37
					14A	Matrix Code	\$399,865.17
2019	11	570	6697972	Mesa Heights Facade Improvements	14E	LMA	\$629.33
2020	26	642	6697972	Mesa Heights Facade Improvements	14E	LMA	\$29,392.13
2020	26	642	6726782	Mesa Heights Facade Improvements	14E	LMA	\$5,055.52
2021	4	619	6726782	Mesa Heights Commercial Rehab - Facade Improvements	14E	LMA	\$17,306.14
2021	4	619	6801011	Mesa Heights Commercial Rehab - Facade Improvements	14E	LMA	\$2,270.00
					14E	Matrix Code	\$54,653.12
2019	2	562	6741916	Code Enforcement/Rental Inspection	15	LMA	\$6,269.20
2019	2	562	6750218	Code Enforcement/Rental Inspection	15	LMA	\$636.03
2021	2	618	6697972	Code Enforcement / Rental Inspection	15	LMA	\$18,332.30
2021	2	618	6726782	Code Enforcement / Rental Inspection	15	LMA	\$23,917.80
2021	2	618	6750218	Code Enforcement / Rental Inspection	15	LMA	\$5,684.48
2021	2	618	6761742	Code Enforcement / Rental Inspection	15	LMA	\$7,850.38
2021	2	618	6770059	Code Enforcement / Rental Inspection	15	LMA	\$1,858.90
2021	2	618	6785243	Code Enforcement / Rental Inspection	15	LMA	\$379.18
2022	2	644	6785243	Code Enforcement	15	LMA	\$1,806.46
2022	2	644	6801011	Code Enforcement	15	LMA	\$7,349.72
					15	Matrix Code	\$74,084.45
Total							\$810,366.31

LINE 27 DETAIL: ACTIVITIES INCLUDED IN THE COMPUTATION OF LINE 27

Plan Year	IDIS Project	IDIS Activity	Voucher Number	Activity to prevent, prepare for, and respond to Coronavirus	Activity Name	Grant Number	Fund Type	Matrix Code	National Objective	Drawn Amount
2022	3	646	6726782	No	Crossroads Mission - Homeless Eating Healthy	B22MC040508	EN	03T	LMC	\$10,000.00
2022	3	646	6741861	No	Crossroads Mission - Homeless Eating Healthy	B22MC040508	EN	03T	LMC	\$10,000.00
2022	3	646	6785243	No	Crossroads Mission - Homeless Eating Healthy	B22MC040508	EN	03T	LMC	\$10,000.00
2022	3	646	6801011	No	Crossroads Mission - Homeless Eating Healthy	B22MC040508	EN	03T	LMC	\$10,000.00
								03T	Matrix Code	\$40,000.00
2021	5	621	6726782	No	Shining Families- Childcare - AHDC	B21MC040508	EN	05L	LMC	\$3,840.70
2021	5	621	6770059	No	Shining Families- Childcare - AHDC	B21MC040508	EN	05L	LMC	\$657.52
								05L	Matrix Code	\$4,498.22
2021	6	623	6785243	No	Housing Counseling - WACOG	B21MC040508	EN	05U	LMC	\$484.77
2021	6	623	6801011	No	Housing Counseling - WACOG	B21MC040508	EN	05U	LMC	\$4,636.14
								05U	Matrix Code	\$5,120.91
2020	13	597	6697972	No	Mesa Heights neighborhood Cleanup	B20MC040508	EN	05V	LMA	\$18.86
2021	4	622	6697972	No	Mesa Heights Neighborhood Cleanup	B21MC040508	EN	05V	LMA	\$595.43
2021	4	622	6726782	No	Mesa Heights Neighborhood Cleanup	B21MC040508	EN	05V	LMA	\$739.02
2021	4	622	6741861	No	Mesa Heights Neighborhood Cleanup	B21MC040508	EN	05V	LMA	\$250.95
2021	4	622	6750218	No	Mesa Heights Neighborhood Cleanup	B21MC040508	EN	05V	LMA	\$114.42
2021	4	622	6761742	No	Mesa Heights Neighborhood Cleanup	B21MC040508	EN	05V	LMA	\$123.00
2021	4	622	6770059	No	Mesa Heights Neighborhood Cleanup	B21MC040508	EN	05V	LMA	\$59.68
2021	4	622	6785243	No	Mesa Heights Neighborhood Cleanup	B21MC040508	EN	05V	LMA	\$49.03
								05V	Matrix Code	\$1,950.39
2021	4	620	6697972	No	Mesa Heights Neighborhood Outreach	B21MC040508	EN	05Z	LMA	\$254.75
2022	5	647	6801011	No	Mesa Heights Sports Program at Gila Vista	B22MC040508	EN	05Z	LMA	\$62,000.00
								05Z	Matrix Code	\$62,254.75
				No	Activity to prevent, prepare for, and respond to Coronavirus					\$113,824.27
Total										\$113,824.27

LINE 37 DETAIL: ACTIVITIES INCLUDED IN THE COMPUTATION OF LINE 37

Plan Year	IDIS Project	IDIS Activity	Voucher Number	Activity Name	Matrix Code	National Objective	Drawn Amount
2022	6	649	6697972	CDBG Planning & Administration	21A		\$32,456.43
2022	6	649	6726782	CDBG Planning & Administration	21A		\$28,110.67
2022	6	649	6741861	CDBG Planning & Administration	21A		\$9,307.07
2022	6	649	6750218	CDBG Planning & Administration	21A		\$9,016.89
2022	6	649	6761742	CDBG Planning & Administration	21A		\$21,105.79
2022	6	649	6770059	CDBG Planning & Administration	21A		\$13,960.80
2022	6	649	6785243	CDBG Planning & Administration	21A		\$7,990.64
2022	6	649	6801011	CDBG Planning & Administration	21A		\$33,354.22
					21A	Matrix Code	\$155,302.51
2021	7	624	6726782	Fair Housing Activities - SWFHC	21D		\$113.10
2022	7	648	6726782	Fair Housing Activities - SWFHC	21D		\$857.18



Office of Community Planning and Development
 U.S. Department of Housing and Urban Development
 Integrated Disbursement and Information System

DATE: 08-09-23
 TIME: 15:05
 PAGE: 4

PR26 - CDBG Financial Summary Report
 Program Year 2022
 YUMA , AZ

Plan Year	IDIS Project	IDIS Activity	Voucher Number	Activity Name	Matrix Code	National Objective	Drawn Amount
2022	7	648	6741861	Fair Housing Activities - SWFHC	21D		\$525.46
2022	7	648	6750218	Fair Housing Activities - SWFHC	21D		\$395.49
2022	7	648	6761742	Fair Housing Activities - SWFHC	21D		\$2,979.28
2022	7	648	6785243	Fair Housing Activities - SWFHC	21D		\$6,404.71
2022	7	648	6801011	Fair Housing Activities - SWFHC	21D		\$8,141.33
Total					21D	Matrix Code	\$19,416.55
							\$174,719.06



PART I: SUMMARY OF CDBG-CV RESOURCES

01 CDBG-CV GRANT	1,281,140.00
02 FUNDS RETURNED TO THE LINE-OF-CREDIT	0.00
03 FUNDS RETURNED TO THE LOCAL CDBG ACCOUNT	0.00
04 TOTAL CDBG-CV FUNDS AWARDED	1,281,140.00

PART II: SUMMARY OF CDBG-CV EXPENDITURES

05 DISBURSEMENTS OTHER THAN SECTION 108 REPAYMENTS AND PLANNING/ADMINISTRATION	1,280,613.93
06 DISBURSED IN IDIS FOR PLANNING/ADMINISTRATION	526.07
07 DISBURSED IN IDIS FOR SECTION 108 REPAYMENTS	0.00
08 TOTAL EXPENDITURES (SUM, LINES 05 - 07)	1,281,140.00
09 UNEXPENDED BALANCE (LINE 04 - LINE8)	0.00

PART III: LOWMOD BENEFIT FOR THE CDBG-CV GRANT

10 EXPENDED FOR LOW/MOD HOUSING IN SPECIAL AREAS	0.00
11 EXPENDED FOR LOW/MOD MULTI-UNIT HOUSING	0.00
12 DISBURSED FOR OTHER LOW/MOD ACTIVITIES	1,245,048.93
13 TOTAL LOW/MOD CREDIT (SUM, LINES 10 - 12)	1,245,048.93
14 AMOUNT SUBJECT TO LOW/MOD BENEFIT (LINE 05)	1,280,613.93
15 PERCENT LOW/MOD CREDIT (LINE 13/LINE 14)	97.22%

PART IV: PUBLIC SERVICE (PS) CALCULATIONS

16 DISBURSED IN IDIS FOR PUBLIC SERVICES	1,130,613.93
17 CDBG-CV GRANT	1,281,140.00
18 PERCENT OF FUNDS DISBURSED FOR PS ACTIVITIES (LINE 16/LINE 17)	88.25%

PART V: PLANNING AND ADMINISTRATION (PA) CAP

19 DISBURSED IN IDIS FOR PLANNING/ADMINISTRATION	526.07
20 CDBG-CV GRANT	1,281,140.00
21 PERCENT OF FUNDS DISBURSED FOR PA ACTIVITIES (LINE 19/LINE 20)	0.04%



LINE 10 DETAIL: ACTIVITIES TO CONSIDER IN DETERMINING THE AMOUNT TO ENTER ON LINE 10

No data returned for this view. This might be because the applied filter excludes all data.

LINE 11 DETAIL: ACTIVITIES TO CONSIDER IN DETERMINING THE AMOUNT TO ENTER ON LINE 11

No data returned for this view. This might be because the applied filter excludes all data.

LINE 12 DETAIL: ACTIVITIES INCLUDED IN THE COMPUTATION OF LINE 12

Plan Year	IDIS Project	IDIS Activity	Voucher Number	Activity Name	Matrix Code	National Objective	Drawn Amount
2020	1	582	6416452	CV-Emergency Rental Assistance Program	05Q	LMC	\$252,784.44
			6418076	CV-Emergency Rental Assistance Program	05Q	LMC	\$112,221.58
			6453181	CV-Emergency Rental Assistance Program	05Q	LMC	\$49,993.98
			6475149	CV-Emergency Rental Assistance Program	05Q	LMC	\$285,301.02
			6506789	CV-Emergency Rental Assistance Program	05Q	LMC	\$42,474.81
			6512605	CV-Emergency Rental Assistance Program	05Q	LMC	\$2,224.17
	3	586	6589011	CV - Early Childhood Development - Chicanos Por La Causa	05L	LMC	\$14,473.93
	4	587	6416452	CV - Keeping Homeless People Safe - Crossroads Mission	03T	LMC	\$2,781.00
			6418076	CV - Keeping Homeless People Safe - Crossroads Mission	03T	LMC	\$17,219.00
			6475149	CV - Keeping Homeless People Safe - Crossroads Mission	03T	LMC	\$49,082.57
			6506789	CV - Keeping Homeless People Safe - Crossroads Mission	03T	LMC	\$71,009.09
			6512605	CV - Keeping Homeless People Safe - Crossroads Mission	03T	LMC	\$59,908.34
			6589011	CV - Keeping Homeless People Safe - Crossroads Mission	03T	LMC	\$40,000.00
	5	588	6416452	CV - Right Turn for Veterans - Child & Family Services	03T	LMC	\$3,283.24
			6418076	CV - Right Turn for Veterans - Child & Family Services	03T	LMC	\$1,664.55
			6453181	CV - Right Turn for Veterans - Child & Family Services	03T	LMC	\$3,819.31
			6475149	CV - Right Turn for Veterans - Child & Family Services	03T	LMC	\$1,232.90
	6	607	6626660	CV-Adult Daybreak Facility Improvements	03B	LMC	\$605.70
			6651489	CV-Adult Daybreak Facility Improvements	03B	LMC	\$609.84
			6696130	CV-Adult Daybreak Facility Improvements	03B	LMC	\$25.08
			6723729	CV-Adult Daybreak Facility Improvements	03B	LMC	\$144,660.86
			6779054	CV-Adult Daybreak Facility Improvements	03B	LMC	\$4,098.52
	24	635	6589011	CV-Safe House Needs - CCS	05G	LMC	\$9,675.37
			6626660	CV-Safe House Needs - CCS	05G	LMC	\$5,224.39
			6651489	CV-Safe House Needs - CCS	05G	LMC	\$13,674.38
			6696130	CV-Safe House Needs - CCS	05G	LMC	\$25,582.37
			6723729	CV-Safe House Needs - CCS	05G	LMC	\$22,394.84
				6779054	CV-Safe House Needs - CCS	05G	LMC
Total							\$1,245,048.93

LINE 16 DETAIL: ACTIVITIES INCLUDED IN THE COMPUTATION OF LINE 16

Plan Year	IDIS Project	IDIS Activity	Voucher Number	Activity Name	Matrix Code	National Objective	Drawn Amount
2020	1	582	6416452	CV-Emergency Rental Assistance Program	05Q	LMC	\$252,784.44
			6418076	CV-Emergency Rental Assistance Program	05Q	LMC	\$112,221.58
			6453181	CV-Emergency Rental Assistance Program	05Q	LMC	\$49,993.98



Office of Community Planning and Development
 U.S. Department of Housing and Urban Development
 Integrated Disbursement and Information System
 PR26 - CDBG-CV Financial Summary Report
 YUMA , AZ

DATE: 08-09-23
 TIME: 15:10
 PAGE: 3

Plan Year	IDIS Project	IDIS Activity	Voucher Number	Activity Name	Matrix Code	National Objective	Drawn Amount		
2020	1	582	6475149	CV-Emergency Rental Assistance Program	05Q	LMC	\$285,301.02		
			6506789	CV-Emergency Rental Assistance Program	05Q	LMC	\$42,474.81		
			6512605	CV-Emergency Rental Assistance Program	05Q	LMC	\$2,224.17		
	2	584	6453181	CV - Emergency Childcare - AHDC	05L	URG	\$35,565.00		
			6589011	CV - Early Childhood Development - Chicanos Por La Causa	05L	LMC	\$14,473.93		
	4	587	6416452	CV - Keeping Homeless People Safe - Crossroads Mission	03T	LMC	\$2,781.00		
			6418076	CV - Keeping Homeless People Safe - Crossroads Mission	03T	LMC	\$17,219.00		
	5	588	6475149	CV - Keeping Homeless People Safe - Crossroads Mission	03T	LMC	\$49,082.57		
			6506789	CV - Keeping Homeless People Safe - Crossroads Mission	03T	LMC	\$71,009.09		
			6512605	CV - Keeping Homeless People Safe - Crossroads Mission	03T	LMC	\$59,908.34		
			6589011	CV - Keeping Homeless People Safe - Crossroads Mission	03T	LMC	\$40,000.00		
			6416452	CV - Right Turn for Veterans - Child & Family Services	03T	LMC	\$3,283.24		
			6418076	CV - Right Turn for Veterans - Child & Family Services	03T	LMC	\$1,664.55		
			6453181	CV - Right Turn for Veterans - Child & Family Services	03T	LMC	\$3,819.31		
			6475149	CV - Right Turn for Veterans - Child & Family Services	03T	LMC	\$1,232.90		
			24	635	6589011	CV-Safe House Needs - CCS	05G	LMC	\$9,675.37
					6626660	CV-Safe House Needs - CCS	05G	LMC	\$5,224.39
	6651489	CV-Safe House Needs - CCS			05G	LMC	\$13,674.38		
	6696130	CV-Safe House Needs - CCS			05G	LMC	\$25,582.37		
				6723729	CV-Safe House Needs - CCS	05G	LMC	\$22,394.84	
			6779054	CV-Safe House Needs - CCS	05G	LMC	\$9,023.65		
Total							\$1,130,613.93		

LINE 19 DETAIL: ACTIVITIES INCLUDED IN THE COMPUTATION OF LINE 19

Plan Year	IDIS Project	IDIS Activity	Voucher Number	Activity Name	Matrix Code	National Objective	Drawn Amount
2020	18	652	6779054	CDBG-CV Planning & Administration	21A		\$526.07
Total							\$526.07

PR26 - Activity Summary by Selected Grant

Date Generated:
 Grantee: YUMA
 Grant Year: 2022, 2021, 2020

Formula and Competitive Grants only, CARES Act Grants only

Total Grant Amount for CDBG 2022 Grant year = \$916,011.00														
State	Grantee Name	Grant Year	Grant Number	Activity Group	Matrix Code	National Objective	IDIS Activity	Activity to prevent, prepare for, and respond to Coronavirus	Activity Status	Amount Funded From Selected Grant	Amount Drawn From Selected Grant	% of CDBG Drawn From Selected Grant/Grant	Total CDBG Funded Amount (All Years All Sources)	Total CDBG Drawn Amount (All Years All Sources)
AZ	YUMA	2022	B22MC040508	Administrative And Planning	21A		649	No	Completed	\$155,302.51	\$155,302.51		\$155,302.51	\$155,302.51
AZ	YUMA	2022	B22MC040508	Administrative And Planning	21D		648	No	Open	\$20,000.00	\$19,303.45		\$20,000.00	\$19,303.45
Total Administrative And Planning										\$175,302.51	\$174,605.96	19.06%	\$175,302.51	\$174,605.96
AZ	YUMA	2022	B22MC040508	Housing	14A	LMH	643	No	Open	\$509,809.00	\$296,618.40		\$509,809.00	\$296,618.40
AZ	YUMA	2022	B22MC040508	Housing	15	LMA	644	No	Open	\$66,000.00	\$9,156.18		\$66,000.00	\$9,156.18
Total Housing										\$575,809.00	\$305,774.58	33.38%	\$575,809.00	\$305,774.58
AZ	YUMA	2022	B22MC040508	Public Services	03T	LMC	646	No	Completed	\$40,000.00	\$40,000.00		\$40,000.00	\$40,000.00
AZ	YUMA	2022	B22MC040508	Public Services	05Z	LMA	647	No	Completed	\$62,000.00	\$62,000.00		\$62,000.00	\$62,000.00
Non CARES Related Public Services										\$102,000.00	\$102,000.00	11.14%	\$102,000.00	\$102,000.00
Total 2022 - CDBG										\$853,111.51	\$582,380.54	63.58%	\$853,111.51	\$582,380.54
Total 2022										\$853,111.51	\$582,380.54	63.58%	\$853,111.51	\$582,380.54
Total Grant Amount for CDBG 2021 Grant year = \$930,497.00														
State	Grantee Name	Grant Year	Grant Number	Activity Group	Matrix Code	National Objective	IDIS Activity	Activity to prevent, prepare for, and respond to Coronavirus	Activity Status	Amount Funded From Selected Grant	Amount Drawn From Selected Grant	% of CDBG Drawn From Selected Grant/Grant	Total CDBG Funded Amount (All Years All Sources)	Total CDBG Drawn Amount (All Years All Sources)
AZ	YUMA	2021	B21MC040508	Administrative And Planning	21A		625	No	Completed	\$144,225.52	\$144,225.52		\$163,396.00	\$163,396.00
AZ	YUMA	2021	B21MC040508	Administrative And Planning	21D		624	No	Completed	\$20,000.00	\$20,000.00		\$20,000.00	\$20,000.00
Total Administrative And Planning										\$164,225.52	\$164,225.52	17.65%	\$183,396.00	\$183,396.00
AZ	YUMA	2021	B21MC040508	Economic Development	14E	LMA	619	No	Open	\$44,170.48	\$19,576.14		\$44,170.48	\$19,576.14
Total Economic Development										\$44,170.48	\$19,576.14	2.10%	\$44,170.48	\$19,576.14
AZ	YUMA	2021	B21MC040508	Housing	14A	LMH	616	No	Completed	\$129,142.45	\$129,142.45		\$129,142.45	\$129,142.45
AZ	YUMA	2021	B21MC040508	Housing	14A	LMHSP	617	No	Completed	\$118,893.87	\$118,893.87		\$123,645.00	\$123,645.00
AZ	YUMA	2021	B21MC040508	Housing	15	LMA	618	No	Completed	\$78,200.00	\$78,200.00		\$78,200.00	\$78,200.00
Total Housing										\$326,236.32	\$326,236.32	35.06%	\$330,987.45	\$330,987.45
AZ	YUMA	2021	B21MC040508	Public Improvements	03F	LMA	626	No	Completed	\$114,872.09	\$114,872.09		\$114,872.09	\$114,872.09
AZ	YUMA	2021	B21MC040508	Public Improvements	03F	LMA	627	No	Open	\$190,461.91	\$54,036.20		\$190,461.91	\$54,036.20
Total Public Improvements										\$305,334.00	\$168,908.29	18.15%	\$305,334.00	\$168,908.29
AZ	YUMA	2021	B21MC040508	Public Services	05L	LMC	621	No	Completed	\$60,000.00	\$60,000.00		\$60,000.00	\$60,000.00
AZ	YUMA	2021	B21MC040508	Public Services	05U	LMC	623	No	Completed	\$18,893.00	\$18,893.00		\$18,893.00	\$18,893.00
AZ	YUMA	2021	B21MC040508	Public Services	05V	LMA	622	No	Completed	\$1,931.53	\$1,931.53		\$1,931.53	\$1,931.53
AZ	YUMA	2021	B21MC040508	Public Services	05Z	LMA	620	No	Completed	\$4,955.02	\$4,955.02		\$4,955.02	\$4,955.02
Non CARES Related Public Services										\$85,779.55	\$85,779.55	9.22%	\$85,779.55	\$85,779.55
Total 2021 - CDBG										\$925,745.87	\$764,725.82	82.18%	\$949,667.48	\$788,647.43
Total 2021										\$925,745.87	\$764,725.82	82.18%	\$949,667.48	\$788,647.43
Total Grant Amount for CDBG 2020 Grant year = \$859,284.00														
State	Grantee Name	Grant Year	Grant Number	Activity Group	Matrix Code	National Objective	IDIS Activity	Activity to prevent, prepare for, and respond to Coronavirus	Activity Status	Amount Funded From Selected Grant	Amount Drawn From Selected Grant	% of CDBG Drawn From Selected Grant/Grant	Total CDBG Funded Amount (All Years All Sources)	Total CDBG Drawn Amount (All Years All Sources)
AZ	YUMA	2020	B20MC040508	Acquisition	04	SBS	598	No	Open	\$0.00	\$0.00		\$0.00	\$0.00
Total Acquisition										\$0.00	\$0.00	0.00%	\$0.00	\$0.00
AZ	YUMA	2020	B20MC040508	Administrative And Planning	21A		603	No	Completed	\$125,225.49	\$125,225.49		\$125,225.49	\$125,225.49
AZ	YUMA	2020	B20MC040508	Administrative And Planning	21D		602	No	Completed	\$20,000.00	\$20,000.00		\$20,000.00	\$20,000.00
Total Administrative And Planning										\$145,225.49	\$145,225.49	16.90%	\$145,225.49	\$145,225.49
AZ	YUMA	2020	B20MC040508	Economic Development	14E	LMA	642	No	Completed	\$34,447.65	\$34,447.65		\$34,447.65	\$34,447.65
Total Economic Development										\$34,447.65	\$34,447.65	4.01%	\$34,447.65	\$34,447.65
AZ	YUMA	2020	B20MC040508	Housing	14A	LMH	591	No	Completed	\$35,570.00	\$35,570.00		\$35,570.00	\$35,570.00
AZ	YUMA	2020	B20MC040508	Housing	14A	LMHSP	606	No	Completed	\$150,000.00	\$150,000.00		\$150,000.00	\$150,000.00
AZ	YUMA	2020	B20MC040508	Housing	14B	LMH	599	No	Completed	\$134,519.99	\$134,519.99		\$134,519.99	\$134,519.99
AZ	YUMA	2020	B20MC040508	Housing	15	LMA	592	No	Completed	\$73,500.00	\$73,500.00		\$73,500.00	\$73,500.00

Total Housing										\$393,589.99	\$393,589.99	45.80%	\$393,589.99	\$393,589.99
AZ	YUMA	2020	B20MC040508	Public Improvements	03A	LMC	594	No	Completed	\$50,000.00	\$50,000.00		\$50,000.00	\$50,000.00
AZ	YUMA	2020	B20MC040508	Public Improvements	03F	LMA	601	No	Completed	\$65,000.00	\$65,000.00		\$65,000.00	\$65,000.00
AZ	YUMA	2020	B20MC040508	Public Improvements	03K	LMA	600	No	Completed	\$1,059.77	\$1,059.77		\$1,059.77	\$1,059.77
Total Public Improvements										\$116,059.77	\$116,059.77	13.51%	\$116,059.77	\$116,059.77
AZ	YUMA	2020	B20MC040508	Public Services	03T	LMC	593	No	Completed	\$40,000.00	\$40,000.00		\$40,000.00	\$40,000.00
AZ	YUMA	2020	B20MC040508	Public Services	05U	LMC	595	No	Completed	\$13,062.00	\$13,062.00		\$13,062.00	\$13,062.00
AZ	YUMA	2020	B20MC040508	Public Services	05V	LMA	597	No	Completed	\$6,000.00	\$6,000.00		\$6,000.00	\$6,000.00
AZ	YUMA	2020	B20MC040508	Public Services	05Z	LMA	596	No	Completed	\$8,400.00	\$8,400.00		\$8,400.00	\$8,400.00
Non CARES Related Public Services										\$67,462.00	\$67,462.00	7.85%	\$67,462.00	\$67,462.00
Total 2020 - CDBG										\$756,784.90	\$756,784.90	88.07%	\$756,784.90	\$756,784.90

Total Grant Amount for CDBG-CV 2020 Grant year = \$1,281,140.00

State	Grantee Name	Grant Year	Grant Number	Activity Group	Matrix Code	National Objective	IDIS Activity	Activity to prevent, prepare for, and respond to Coronavirus	Activity Status	Amount Funded From Selected Grant	Amount Drawn From Selected Grant	% of CDBG Drawn From Selected Grant/Grant	Total CDBG Funded Amount (All Years All Sources)	Total CDBG Drawn Amount (All Years All Sources)
AZ	YUMA	2020	B20MW040508	Administrative And Planning	21A		652	Yes	Completed	\$526.07	\$526.07		\$526.07	\$526.07
Total Administrative And Planning										\$526.07	\$526.07	0.04%	\$526.07	\$526.07
AZ	YUMA	2020	B20MW040508	Public Improvements	03B	LMC	607	Yes	Completed	\$150,000.00	\$150,000.00		\$150,000.00	\$150,000.00
Total Public Improvements										\$150,000.00	\$150,000.00	11.71%	\$150,000.00	\$150,000.00
AZ	YUMA	2020	B20MW040508	Public Services	03T	LMC	587	Yes	Completed	\$240,000.00	\$240,000.00		\$240,000.00	\$240,000.00
AZ	YUMA	2020	B20MW040508	Public Services	03T	LMC	588	Yes	Completed	\$10,000.00	\$10,000.00		\$10,000.00	\$10,000.00
AZ	YUMA	2020	B20MW040508	Public Services	05G	LMC	635	Yes	Completed	\$85,575.00	\$85,575.00		\$85,575.00	\$85,575.00
AZ	YUMA	2020	B20MW040508	Public Services	05L	LMC	586	Yes	Completed	\$14,473.93	\$14,473.93		\$14,473.93	\$14,473.93
AZ	YUMA	2020	B20MW040508	Public Services	05L	URG	584	Yes	Completed	\$35,565.00	\$35,565.00		\$35,565.00	\$35,565.00
AZ	YUMA	2020	B20MW040508	Public Services	05Q	LMC	582	Yes	Completed	\$745,000.00	\$745,000.00		\$745,000.00	\$745,000.00
CARES Related Public Services										\$1,130,613.93	\$1,130,613.93	88.25%	\$1,130,613.93	\$1,130,613.93
Total 2020 - CDBG-CV										\$1,281,140.00	\$1,281,140.00	100.00%	\$1,281,140.00	\$1,281,140.00
Total 2020										\$2,037,924.90	\$2,037,924.90	95.21%	\$2,037,924.90	\$2,037,924.90
Grand Total										\$3,816,782.28	\$3,385,031.26	84.90%	\$3,840,703.89	\$3,408,952.87



Filed Office: _____

REPORT FOR CPD PROGRAM CDBG, HOME, HOME-ARP
 PGM YR 2022

Section 3 Details By Program, Program Year & Activity

No data returned for this view. This might be because the applied filter excludes all data.

Legend

- A** Outreach efforts to generate job applicants who are Public Housing Targeted Workers
- B** Outreach efforts to generate job applicants who are Other Funding Targeted Workers.
- C** Direct, on-the job training (including apprenticeships).
- D** Indirect training such as arranging for, contracting for, or paying tuition for, off-site training.
- E** Technical assistance to help Section 3 workers compete for jobs (e.g., resume assistance, coaching).
- F** Outreach efforts to identify and secure bids from Section 3 business concerns.
- G** Technical assistance to help Section 3 business concerns understand and bid on contracts.
- H** Division of contracts into smaller jobs to facilitate participation by Section 3 business concerns.
- I** Provided or connected residents with assistance in seeking employment including: drafting resumes, preparing for interviews, finding job opportunities
- J** Held one or more job fairs.
- K** Provided or connected residents with supportive services that can provide direct services or referrals.
- L** Provided or connected residents with supportive services that provide one or more of the following: work readiness health screenings, interview clo
- M** Assisted residents with finding child care.
- N** Assisted residents to apply for/or attend community college or a four year educational institution.
- O** Assisted residents to apply for or attend vocational/technical training.
- P** Assisted residents to obtain financial literacy training and/or coaching.
- Q** Bonding assistance, guaranties, or other efforts to support viable bids from Section 3 business concerns.
- R** Provided or connected residents with training on computer use or online technologies.
- S** Promoting the use of a business registry designed to create opportunities for disadvantaged and small businesses.
- T** Outreach, engagement, or referrals with the state one-stop system, as designed in Section 121(e)(2) of the Workforce Innovation and Opportunity A
- U** Other



City of Yuma 2022 CAPER

The City of Yuma will submit the 2022 Consolidated Annual Performance and Evaluation Report (CAPER) to the Department of Housing and Urban Development (HUD) on or about September 28, 2023. The CAPER is a year-end summary of activities undertaken with assistance from the Community Development Block Grant (CDBG), HOME Investment Partnership Programs and leveraged funds in Program Year (PY) 2022 (7/1/22- 6/30/23).

The City was awarded \$916,011 in CDBG Entitlement funds from HUD. These funds were combined with \$799,652 in unexpended CDBG funds from previous years and \$4,751 in Program Income received for a total of \$1,720,414 available to spend in PY 2022 (7/1/22 - 6/30/23). Total CDBG funds expended - \$1,110,592.

In 2020, the City was awarded CDBG-Coronavirus (CDBG-CV) funds from the CARES Act. No new funds were received in 2022, however, \$206,311 was unexpended from the previous year. The funds were used to prevent, prepare for, and respond to the Coronavirus. Total-funds CDBG-CV funds expended in PY 2022 - \$206,311.

In PY 2022, the Yuma County HOME Consortium (YCHC) was awarded \$411,329 in HOME Investment Partnership funds from HUD. These funds were combined with \$37,866 in program income and recaptured funds received and \$1,359,715 in unexpended HOME funds from previous years for a total of \$1,808,910. Total HOME funds expended - \$322,633.

In PY 2021, the YCHC was awarded \$2,730,716 in HOME American Rescue Plan (ARP) funds to assist qualifying populations with housing or shelter. Total HOME-ARP funds expended in PY 2022- \$79,488.

The CAPER will provide information on funds expended, a description of funded activities and accomplishments. Beginning on September 8, 2023, a draft can be reviewed at www.YumaAZ.gov or at the following locations:

- City Hall - Department of Community Development and Office of the City Clerk, One City Plaza, Yuma, AZ
- Housing Authority of the City of Yuma (HACY), 420 Madison Avenue, Yuma, AZ
- Yuma County Main Library, 2951 S. 21st Drive, Yuma, AZ
- Yuma County Heritage Library, 350 S. 3rd Avenue, Yuma, AZ
- Somerton City Hall - 110 N. State Ave, Somerton, AZ

Comments on the draft CAPER can be submitted by email to Kassandra.Granados@YumaAZ.gov, by mail to Neighborhood Services, One City Plaza, Yuma, AZ 85364 or by phone at (928) 373-5187. Comments will be accepted through September 25, 2023.

To request reasonable accommodations for participation in City programs, activities, or services contact: ADA/Section 504 Coordinator, City of Yuma Human Resources Division, One City Plaza, Yuma, AZ 85364; (928) 373-5125 or TTY (928) 373-5149.

Si usted desea interpretación de esta noticia en Español, por favor llame al (928) 373-5187.

Yuma Sun: September 8, 2023 - 238978

AFFP
YS - 2022 CAPER

Affidavit of Publication

STATE OF AZ } SS
COUNTY OF YUMA }


Lisa Reilly or David Fornof, being duly sworn, says:

That (s)he is Publisher or Director of Operations of the Yuma Sun, a daily newspaper of general circulation, printed and published in Yuma, Yuma County, AZ; that the publication, a copy of which is attached hereto, was in the published said newspaper on the following dates:

09/08/2023


That said newspaper was regularly issued and circulated on those dates.

SIGNED:



Publisher or Director of Operations

Subscribed to and sworn to me this 8th day of September 2023.



VIRGEN P. PEREZ, Notary, Yuma County, AZ

My commission expires: May 10, 2025

38854 238978

CITY OF YUMA LEGAL ADS
ONE CITY PLAZA
YUMA AZ 85364





Ciudad de Yuma CAPER 2022

La Ciudad de Yuma presentara el Reporte Anual Consolidado de Desempeño y Evaluación 2022 (CAPER, por sus siglas en Ingles) al Departamento de Vivienda y Desarrollo Urbano (HUD) en o alrededor del 28 de Septiembre del 2023. El CAPER es un resumen de fin de año de las actividades realizadas con la asistencia de la Subvención en Bloque para el Desarrollo Comunitario (CDBG), los Programas de Asociación de Inversión HOME y los fondos apalancados en el Año del Programs (PY) 2022 (J/1/22 • 6/30/23).

La Ciudad recibió \$916,011 en fondos de CDBG por parte de HUD. Estos fondos se combinaron con \$799,652 en fondos CDBG no utilizados de años anteriores y \$4,751 en Ingresos del Programs recibidos, para un total de \$1,720,414 disponibles para utilizar en PY 2022 (7/1/22-6/30/23). El total de fondos CDBG utilizados fue \$1,110,592.

En 2020, la Ciudad recibió fondos CDBG-Coronavirus (CDBG-CV) de la Ley CARES. No se recibieron nuevos fondos en 2022, sin embargo, no se utilizaron \$206,311 de años anteriores. Los fondos se utilizaron para prevenir, prepararse y responder al coronavirus. Fondos totales CDBG-CV utilizados en el año de programs 2022 fueron \$206,311.

En el año de programs PY 2022, el Consorcio HOME del Condado de Yuma (YCHC) recibió \$411,329 en fondos de Programas de Asociación de Inversión HOME de HUD. Estos fondos se combinaron con \$37,866 en ingresos del programs y fondos recapturados recibidos y \$1,359,715 en fondos HOME no utilizados de años previos para un total de \$1,808,910. El total de fondos HOME utilizados fue \$322,633.

En el año de programs PY 2021, el YCHC recibió \$2,730,716 en fondos del Plan de Rescate Americano (ARP) de HOME para ayudar a las poblaciones calificadas con vivienda o refugio. El total de fondos HOME-ARP utilizados en el año de programs 2022 fue \$79,488.

El CAPER proporcionara información sobre los fondos utilizados, una descripción de las actividades financiadas y los logros. A partir del 8 de Septiembre, 2023, se puede revisar un borrador en www.YumaAZ.gov o en las siguientes ubicaciones:

- City Hall - Department of Community Development and Office of the City Clerk, One City Plaza
- Housing Authority of the City of Yuma (HACY), 420 Madison Avenue
- Yuma County Library - Main Branch, 2951 S. 21st Drive & Heritage Branch, 350 S. 3rd Avenue
- Somerton City Hall - 143 N. State Ave, Somerton

Los comentarios sobre el borrador del CAPER pueden enviarse por correo electrónico a Kassandra.Granados@YumaAZ.gov, por correo a Neighborhood Services, One City Plaza, Yuma, AZ 85364 o por teléfono al (928) 373-5187. Los comentarios se aceptaran hasta el 25 de septiembre de 2023.

Para solicitar acomodamiento razonable para participar en programas, actividades o servicios de la Ciudad, comuníquese con el Coordinador de la ADA/Sección 504, División de Recursos Humanos de la Ciudad de Yuma, One City Plaza, Yuma, AZ 85364; (928) 373-5125 o TTY (928) 373-6149.

Bajo El Sol: 8 de septiembre del 2023 - 238989

AFFP
BES - CAPER 2022

Affidavit of Publication

STATE OF AZ } SS
COUNTY OF YUMA }


Lisa Reilly or David Fornof, being duly sworn, says:

That (s)he is Publisher or Director of Operations of the Bajo El Sol, a weekly newspaper of general circulation, printed and published in Yuma, Yuma County, AZ; that the publication, a copy of which is attached hereto, was in the published said newspaper on the following dates:

09/08/2023


That said newspaper was regularly issued and circulated on these dates.

SIGNED \



Publisher or Director of Operations

Subscribed to and sworn to me this 8th day of September 2023.



VIRGEN P. PEREZ, Notary, Yuma County, AZ

My commission expires: May 10, 2025

38854 238989

CITY OF YUMA LEGAL ADS
ONE CITY PLAZA
YUMA AZ 85364



Mesa Heights Neighborhood Revitalization Strategy Accomplishment Status Report

A SAFETY AND SECURITY

GOAL 1 Reduce the prevalence of gangs and related illegal activity such as drug and property crimes.

- FY 2016-17 1. Launched "Turn on your Porch Light" campaign at January Block Party in partnership with Yuma Police Department. Distribution of energy efficient light bulbs at all community events. Church volunteer group partnering to make repairs and installations of front porch light fixtures.
- FY 2017-18 1. Continued Porch Light campaign in cooperation with YPD and church volunteers.
- FY 2019-20 1. The Streetlight Project is currently in the design phase and will be completed in 2020-21. This project will add 35 new streetlights to the area to improve safety and reduce crime.
2. 136 instances of graffiti were reported and removed
- FY 2020-21 1. The Streetlight project is nearly complete and will add 37 new streetlights to the area
- FY 2021-22 1. 37 new streetlights were added to make the area brighter at night to make residents feel more safe and to reduce crime

GOAL 2 Eliminate unsafe travel conditions for pedestrians, bicyclists, and motorists going to & from McGraw Elementary School & Kennedy Park.

- FY 2017-18 1. Formation of Working Group to study traffic conditions on Arizona Avenue
- FY 2017-18 1. School system, in cooperation with COY, modified pickup and drop off of students at McGraw utilizing Kennedy Lane
- FY 2018-19 1. Worked with school officials and Yuma PD to eliminate parking on vacant lots on Arizona Avenue during student drop-off and pick-up.

GOAL 3 Develop Block Watch programs throughout the Neighborhood.

- FY 2018-19 Deferred

GOAL 4 Reduce the number of stray animals in the neighborhood.

- FY 2018-19 Deferred

GOAL 5 Improve fire safety for residents.

- FY 2016-17 1. Fire Department distributed and installed smoke detectors. Began community outreach at spring resource fairs.
- FY 2017-18 1. Continued community outreach in partnership with Fire Department, encouraging installation of smoke detectors.
2. Confirmed working smoke detectors in all rental inspections and homes being rehabilitated.
- FY 2018-19 1. Continued ongoing programs with Fire Department, Rental Inspection and Rehab programs.
- FY 2019-20 1. Continued ongoing programs with Fire Department, Rental Inspection and Rehab programs.
- FY 2020-21 1. Continued ongoing Rental Inspections, Housing Rehab, and Demolition program.
- FY 2021-22 1. Continued the Rental Inspection, Housing Rehab and Demolition programs.

B HOUSING

GOAL 6 Improve the quality and availability of rental property.

- FY 2016-17 1. Rental inspection program began November 1, starting on Arizona Ave, working west through neighborhood; east of AZ Avenue in Year 2. Landlords and tenants at 35 rental units notified by 1/1/17. Follow-up and inspection scheduling underway.
2. Mesa Heights Apartments on Arizona Avenue were awarded funding. Construction to begin Summer 2017.
- FY 2017-18 1. At the 1 year mark, 292 rental properties were identified; 88 contacted and inspections are underway. Goal for 150 to be underway by 6/30
2. Mesa Heights Apartments under construction and on track for occupancy in the summer of 2018
- FY 2018-19 1. Rental Inspection Program -- 642 inspections completed; 252 units certified
2. Mesa Heights Apartments - 58 affordable units, 100% occupied
- FY 2019-20 1. Rental Inspection Program - 558 total inspections completed, bringing 137 units into compliance
- FY 2021-22 1. Rental Inspection Program - 25 inspections conducted in mobile home parks, bringing 25 housing units into compliance.
- FY 2022-23 1. Rental Inspection Program - 50 inspections conducted in mobile home parks, bringing 32 housing units into compliance.
2. The boundaries of the Mesa Heights Neighborhood were expanded to include a recently annexed property that will be used to develop additional affordable rental housing.

GOAL 7 Improve the condition and affordability of owner-occupied housing.

- FY 2016-17
 - 1. Redesigned the façade of standard construction house plans for homes reconstructed
 - 2. Developed landscape plan for homes reconstructed
 - 3. Contracted with a firm to perform energy audits for rehabs
 - 4. Completed 6 major rehabs and 1 minor rehab on owner-occupied homes
 - 5. Application submitted for additional rehab funds in partnership with WACOG.
- FY 2017-18
 - 1. Funded Housing Rehab Program. Completed 2 minor and 6 major rehabs
- FY 2018-19
 - 1. 20 owner-occupied homes rehabilitated to date; 12 major rehabs; 4 minor rehabs; 4 reconstructions;
- FY 2019-20
 - 1. 3 owner-occupied homes were provided major rehabilitation, 1 minor rehabilitation and 19 homes on Harvard Street had plumbing improvements and septic tanks abandoned to connect to the new sewer line.
- Fy 2020-21
 - 1. 2 owner-occupied homes were provided major rehabilitation.
- FY 2021-22
 - 1. 1 owner-occupied home was provided major rehabilitation.

GOAL 8 Encourage new construction of single-family homes on vacant lots created by the removal of dilapidated structures.

- FY 2016-17
 - 1. Develop house plans for 3-bed, 2-bath, with garage. By June 30. Deferred until 17-18
- FY 2017-18
 - 1. Developed house plans for 3-bed, 2-bath, with garage.
- FY 2018-19
 - 1. 8 new single family homes developed through private sources - total to date \$944,798 value
- FY 2021-22
 - 1. Non-profit housing developer assumed ownership of a vacant lot cleared of a dilapidated structure. Planning is underway for construction of a single-family home in 2022-23.
 - 2. 1 new single family home and 1 duplex and 1 triplex were developed this year by private sources.
- FY 2022-23
 - 1. 1 new single family home and 1 duplex were developed this year by private sources.

GOAL 9 Encourage acquisition of residential properties for the purpose of rehabilitation and resale to home buyers at affordable prices.

- FY 2016-17
 - 1. Grant award to YNDO for one acquisition/rehab/resale.
 - 2. Funding set aside for NS acquisition/rehab/resale. Property research underway.
- FY 2017-18
 - 1. Partner with Housing America for rehab/reconstruction/resale in Mesa Heights;
 - 2. YNDO completed acquisition and will begin rehab/resale component of program.
- FY 2018-19
 - 1. YNDO demolished home and will construct an affordable home. Continue search for homes suitable for acquisition/rehab/resale. Market conditions continue to make this difficult.

GOAL 10 Prepare a plan to improve the infrastructure and housing conditions on Harvard Street.

- FY 2017-18
 - 1. Formation of Working Group to develop scope of work for infrastructure on Harvard Street.
- FY 2018-19
 - 1. Harvard Street resident meeting held. Project design underway for sewer main with bidding expected in February 2019; All property owners contacted and case files being developed;
- FY 2019-20
 - 1. A contractor was hired to install a new sewer line and replace the asphalt on Harvard Street.
 - 2. Sewer laterals were installed for 19 homes on Harvard Street to connect to the new sewer lines. Plumbing improvements were also made and septic systems were abandoned at each home before being connected to the new sewer line.
- FY 2020-21
 - 1. This year it was found to be more cost effective to replace manufactured homes with site built homes, but zoning on Harvard Street didn't allow this. With public input, the City modified the zoning code to allow additional housing types in the Manufactured Home Subdivision zone. Under the amendment, both manufactured and site-built homes can be installed in this zone, expanding the options for affordable housing choices in the community.
- FY 2021-22
 - 1. A dilapidated manufactured home on Harvard Street owned and occupied by a low income homeowner is being replaced with a site built home by the Housing Rehab Program. It will be completed in FY 22/23.
- FY 2022-23
 - 1. This year two dilapidated manufactured homes on Harvard Street were replaced with site built homes. Both homes are owned and occupied by low income homeowners.

GOAL 11 Eliminate the substandard housing conditions present in mobile home parks

- FY 2016-17
 - 1. Established committees to review regulations, develop strategy.
- FY 2017-18
 - 1. Begin implementation of Strategy with outreach to park owners. Deferred
- FY 2018-19
 - 1. Began outreach to park owners in fourth quarter of year to explain the Rental Inspection Program.
- FY 2019-20
 - 1. 61 mobile home park rental inspections completed - 9 units have been brought into compliance and 54 units are in substantial compliance (pending final inspections due to COVID-19 restrictions)
- FY 2020-21
 - 1. Rental inspections were put on hold until COVID-19 restrictions are lifted.
- FY 2021-22
 - 1. 25 rental units were inspected in two trailer parks and were brought into compliance.
- FY 2022-23
 - 1. 50 mobile home park rental inspections were completed and 32 units were brought into compliance

C NEIGHBORHOOD AESTHETICS

GOAL 12 Eliminate the presence of abandoned structures.

- FY 2016-17
1. 2 demolitions undertaken by property owners through code enforcement .
 2. 2 demolitions completed through Voluntary Demolition program grant.
 3. Inventory of seriously dilapidated and abandoned structures underway. Priority list compiled for outreach
- FY 2017-18
1. Inventory of seriously dilapidated and abandoned structures underway. Priority list compiled for outreach
 2. 1 demolition complete through the Voluntary Demolition program.
- FY 2018-19
1. 1 demolition complete. 6 vacant, abandoned structures demolished to date
- FY 2021-22
1. 1 demolition complete. 8 vacant, dilapidated structures demolished in the neighborhood to date.
- FY 2022-23
1. 1 demolition undertaken by property owner.

GOAL 13 Eliminate trash in alleyways.

- FY 2016-17
1. All single family homes now have roll-out containers and shared dumpsters are removed from alleyways.
 2. Program for encouraging cleanup of alleys behind multi-family complexes developed in cooperation with Public Works. Program began December 1.
- FY 2017-18
1. Continued outreach to multi-family complexes to keep alleyways clean and free of debris.
 2. Public Works Department clean sweep of alleys complete.
- FY 2018-19
1. Continued notification of responsibility to property owners to keep alleys clean; 123 alley cases opened; 115 alley cases closed total to date.
- FY 2019-20
1. Continued to notify property owners about keeping alleys clean; 53 alley cases were opened and all 53 were mitigated.
- FY 2020-21
1. Continued to notify property owners about keeping alleys clean; 82 alley cases were opened and all 82 were mitigated.
- FY 2021-22
1. Continued to notify property owners about keeping alleys clean; 87 alley cases were opened and mitigated. Public Works abated 42 cases of illegal alley dumping.
- FY 2022-23
1. Continued to notify property owners about keeping alleys clean; 106 alley cases were opened and all 106 were mitigated.

GOAL 14 Cleanup unsightly yards and vacant lots.

- FY 2016-17
1. Ongoing through code enforcement. Increased patrol hours in neighborhood.
- FY 2017-18
1. Provided dumpsters to property owners for one-time cleanup.
 2. Organized campaign to remove junk cars, at no charge to owner.
 3. Continued pro-active code enforcement.
- FY 2018-19
1. Continued to provide dumpsters to property owners for cleanup; 57 dumpsters provided, 81 tons of trash removed this year
 2. Continued to remove junk cars; 5 removed to date
 3. Conducted special cleanup event for MH during Neighborhood Cleanup; residents allowed to put discarded items in alley from backyards
 4. Continued pro-active code enforcement; 582 cases, 761 violations abated total to date
- FY 2019-20
1. Continued to provide dumpsters for yard cleanup - 30 dumpsters were provided, and 49 tons of trash were removed from the neighborhood
 2. Removed 1 junk car for a property owner this year
 3. Continued pro-active code enforcement - conducted 889 total inspections, resulting in 196 cases closed
- FY 2020-21
1. Continued pro-active code enforcement - conducted 1,994 inspections, resulting in 451 violations being brought compliance
 2. Continued to provide dumpsters for property cleanup - 37 dumpsters were provided and 47 tons of debris was removed
- FY 2021-22
1. Continued to provide dumpsters for property cleanup - 42 dumpsters were provided; 34 tons of debris was removed from the neighborhood.
 2. 2 junk cars were removed for property owners.
 3. Continued pro-active code enforcement - 454 cases opened during year, with 369 resolved
- FY 2022-23
1. Continued to provide dumpsters for property cleanup - 22 dumpsters were provided; 15 tons of debris was removed from the neighborhood.
 2. Continued pro-active code enforcement - conducted 1,392 total inspections, resulting in 288 resolved

GOAL 15 Paint the exterior of homes of LMI families.

- FY 2017-18
1. Secure funding and identify homeowners - Deferred for lack of funding
- FY 2018-19
1. Three homes identified for volunteer painting event in third quarter

GOAL 16 Begin a community garden program.

- FY 2018-19
- Deferred

GOAL 17 Create a neighborhood focal point.

- FY 2016-17
1. Gran Vecino Award program. Recognition of neighborhood enhancements. Policy and Procedure developed by March 31.
- FY 2017-18
1. Being implementation of Gran Vecino program. Deferred
 2. Work with Parks Department to create mural project for neighborhood. Created Candyland mural at the Joe Henry Optimist Center
- FY 2018-19
1. Grand Opening of the Mesa Heights Neighborhood Resource Center at the new apartments. Services are offered to all neighborhood residents

D SOCIAL SERVICES

GOAL 18 Provide financial literacy, homeownership preparation, and credit counseling courses for residents seeking to transition from renters to owners.

- FY 2016-17
 - 1. Held monthly Resource Fairs at Joe Henry Optimist gym.
 - 2. WACOG, United Way outreach at community events encouraging participation in trainings.
- FY 2017-18
 - 1. Monthly Resource Fairs discontinued after eligibility change for food distribution. Redesign of program underway
 - 2. Development outreach event to replace Monthly Resource Fair.
- FY 2018-19
 - 1. Information distributed door-to-door and at community events inviting participation in WACOG homebuyer program;
 - 2. Financial Literacy classes held at the new Mesa Heights Resource Center

GOAL 19 Support and create recreation activities for area youth and adults.

- FY 2016-17
 - 1. Air Conditioning to be installed at Joe Henry Optimist Center gym. Construction summer 2017.
 - 2. Special Neighborhood Event held in January 2017 with resource providers, activities for youth, healthy living theme.
 - 3. Enhancement plan developed for Joe Henry Optimist park. Grant applications submitted to three sources. Awarded NRPA grant for Candyland project.
- FY 2017-18
 - 1. Launched programming in air conditioned gym for neighborhood children.
 - 2. Conducted two special events -- January healthy living fair, and fall social event. Deferred for CandyLand Project
 - 3. CandyLand project funded and completed. Grand Opening event held
- FY 2018-19
 - 1. Costume party for children at Joe Henry Optimist Center Park along with Parks and Recreation social event and Touch-A-Truck activity
- FY 2019-20
 - 1. Touch-A-Truck event held at the Joe Henry Optimist Center Park - Recreational activities for neighborhood kids and nonprofit organizations provided information on resources available to the parents.
- FY 2020-21
 - 1. Basketball Court reconstruction at the Joe Henry Optimist Park is nearly complete.
- FY 2021-22
 - 1. Outdoor basketball courts were reconstructed allowing for additional programming by the Parks and Rec department. The old playground equipment was in disrepair was replaced with a beautiful new playground.
- FY 2022-23
 - 1. Open gym activities offered basketball, softball, and baseball for the neighborhood. New equipment was purchased and installed in the gym for the Mesa Heights Sports Program.

GOAL 20 Provide neighborhood-based assistance needed to secure jobs or advance to better- paying jobs.

- FY 2018-19
 - 1. Employment services, resume workshops, GED classes, and basic computer classes being offered at the Mesa Heights Resource Center

GOAL 21 Encourage and strengthen the small business community.

- FY 2016-17
 - 1. Planning underway for small business association.
- FY 2017-18
 - 1. Recruitment of businesses to join association; conduct 2 association events.
- FY 2019-20
 - 1. Develop Façade Improvement grant program for small business in the Mesa Heights Neighborhood.
- FY 2020-21
 - 1. Policies complete for the VIP Program to improve small business façades are complete and outreach is underway to market the program.
- FY 2021-22
 - 1. One small business participated in the VIP Façade Improvement program. The entire exterior of the Tropicana Motel was painted. It is in a very visible location, which improved the appearance of the neighborhood.
- FY 2022-23
 - 1. Two small business participated in the VIP Façade Improvement program, Dave's Upholstery signage was replaced and the exterior of the business was painted. The Façade Improvements for Laren's Design Studio included new signage, new windows, and replacement of exterior doors. These improvements will bring appearance to the neighborhood and more customers to the businesses.

6/30/2023